

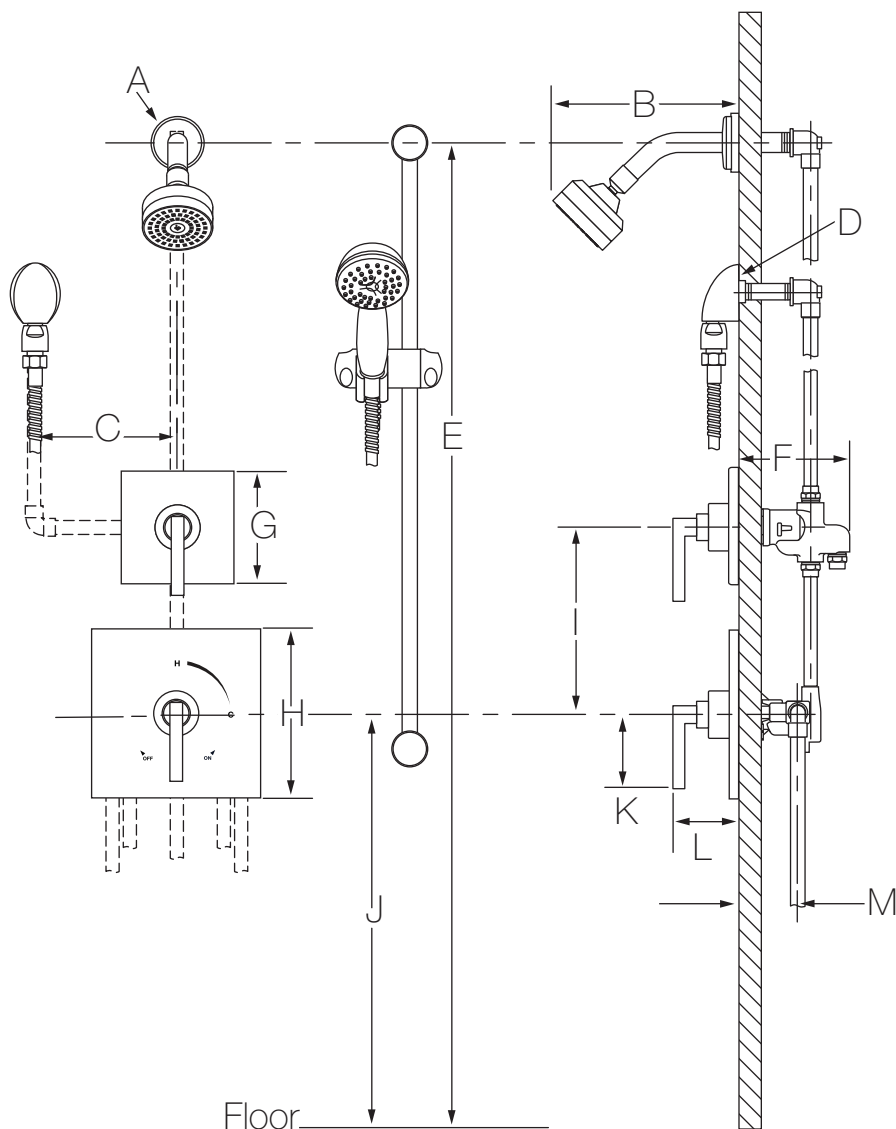




3605
Shower/Hand Shower System
Specification Submittal

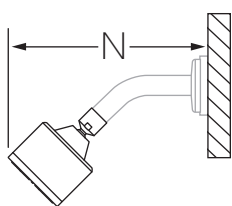
Model Numbers	Specifications
<input type="checkbox"/> 3605 <i>Duro Shower/Hand Shower System</i>	Shower/hand shower system powered by the Temptrol® Pressure Balancing valve. Features 30" slide bar, separate two function diverter, in-line vacuum breaker, 60" flexible metal hose, 1 mode hand shower, 1 mode showerhead and standard 2.5 gpm (9.5 L/min) flow restrictors. Components made from metal and nonmetallic materials plated in standard polished chrome finish.
Modifications	Compliance
<input type="checkbox"/> -1.5  <i>1.5 gpm (5.7 L/min) flow restrictor</i> <input type="checkbox"/> -D2 <i>Wide, square lever handle</i> <input type="checkbox"/> -D3 <i>Stacked, square lever handle</i> <input type="checkbox"/> -SH1 <i>Round, 1 mode showerhead</i> <input type="checkbox"/> -SH2 <i>Round, 3 mode showerhead</i> <input type="checkbox"/> -SH4 <i>Square, 1 mode showerhead</i>	<p data-bbox="824 814 1193 844">-ASME A112.18.1/CSA B125.1</p> <div data-bbox="1448 850 1526 924" style="text-align: right;">  </div> <hr/> <p data-bbox="824 982 966 1018">Warranty</p> <p data-bbox="824 1050 1429 1144">Limited Lifetime - to the original end purchaser in consumer/residential installations. 5 Years - for industrial/commercial installations.</p> <p data-bbox="824 1176 1437 1234">Refer to www.symmons.com/warranty for complete warranty information.</p>
<p>Note: Append appropriate -suffix to model number.</p>	

Dimensions

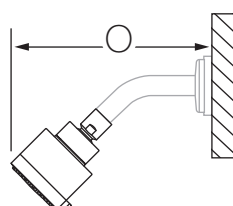


Measurements	
A	Ø 2 1/2", 64 mm
B	6", 152 mm
C	6", 152 mm right or left
D	Male 1/2-14 NPT thread must be recessed 1/4" from finished wall
E	77", 1956 mm
F	3 1/2", 89 mm
G	5", 127 mm
H	7 1/2", 191 mm
I	10", 254 mm
J	42", 1067 mm
K	3 1/8", 79 mm
L	3 1/2", 89 mm
M	Rough-in 2 3/8" ± 1/2", 60 mm ± 13 mm
N	6 3/4", 171 mm
O	6 3/4", 171 mm
P	5 5/8", 143 mm
Q	3 1/8", 80 mm
R	3 5/8", 92 mm
S	3 1/8", 79 mm
T	3 5/8", 92 mm

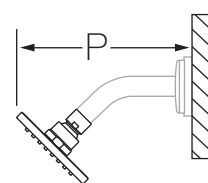
-SH1



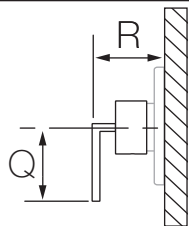
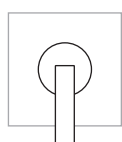
-SH2



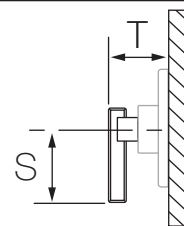
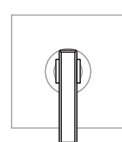
-SH4



-D2



-D3



Notes:

- 1) All dimensions measured from nominal rough-in (see M as reference).
- 2) Dimensions are subject to change without notice.