



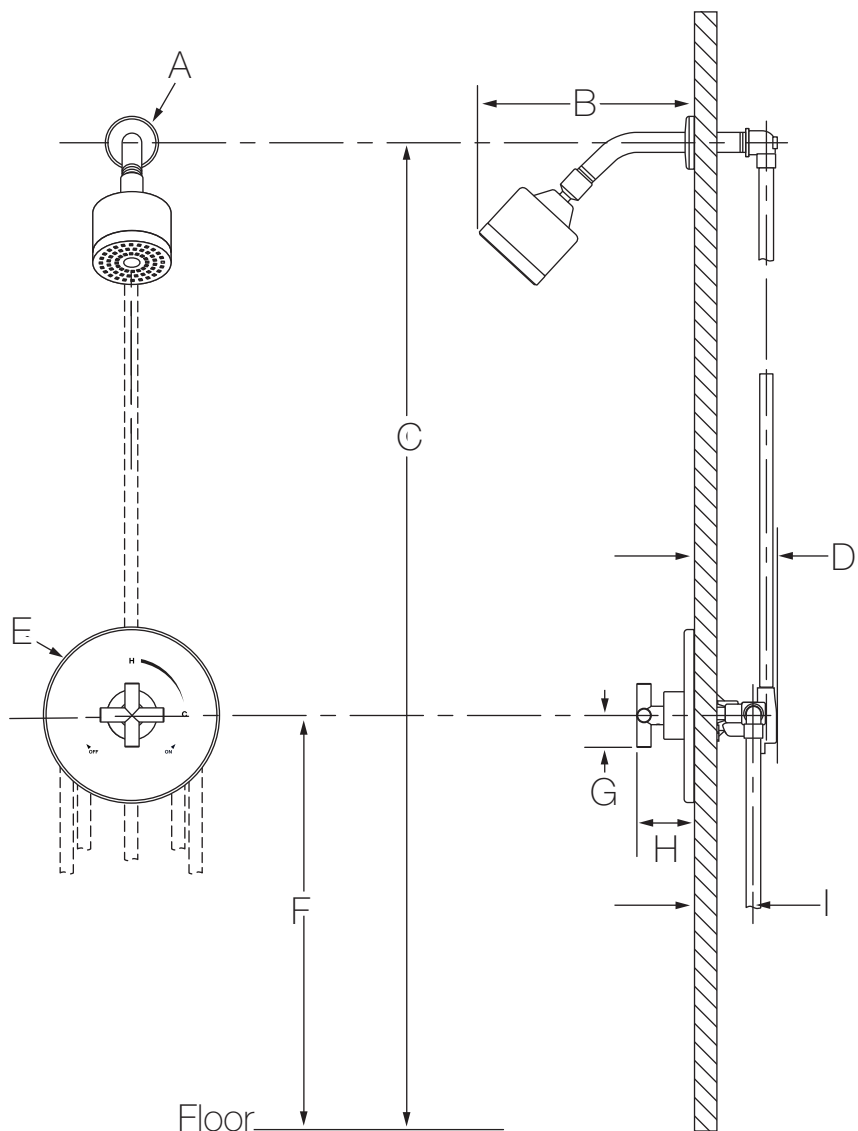


3531-B
Shower System
Specification Submittal

Model Numbers	Specifications
<input type="checkbox"/> 3531-B <i>Dia Shower System</i>	Shower system powered by the Temptrol® Pressure Balancing valve. Features 1 mode showerhead and standard 2.5 gpm (9.5 L/min) flow restrictor. Components made from metal and nonmetallic materials plated in standard polished chrome finish.
Modifications	Compliance
<input type="checkbox"/> -1.5  <i>1.5 gpm (5.7 L/min) flow restrictor</i>	-ASME A112.18.1/CSA B125.1 
<input type="checkbox"/> -SH2 <i>Round, 3 mode showerhead</i>	
<input type="checkbox"/> -SH3 <i>Round, 1 mode showerhead</i>	
<input type="checkbox"/> -SH4 <i>Square, 1 mode showerhead</i>	
	Warranty
	<p>Limited Lifetime - to the original end purchaser in consumer/residential installations. 5 Years - for industrial/commercial installations.</p> <p>Refer to www.symmons.com/warranty for complete warranty information.</p>

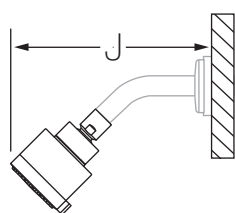
Note: Append appropriate -suffix to model number.

Dimensions

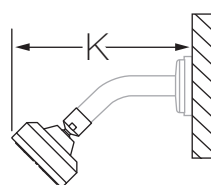


Measurements	
A	Ø 2 1/2", 64 mm
B	6 3/4", 171 mm
C	77", 1956 mm
D	3 1/2", 89 mm
E	Ø 7 1/2", 191 mm
F	42", 1067 mm
G	1 3/8", 35 mm
H	2 7/8", 73 mm
I	Rough-in 2 3/8" ± 1/2", 60 mm ± 13 mm
J	6 3/4", 171 mm
K	6", 152 mm
L	5 5/8", 143 mm

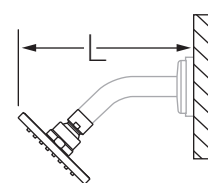
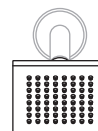
-SH2



-SH3



-SH4



Notes:

- 1) All dimensions measured from nominal rough-in (see I as reference).
- 2) Dimensions are subject to change without notice.