



SYMMONS® Sereno™

Tub-Shower System & Hand Shower 4306 series

Installation Brief



Model Numbers


- 4306 ..Tub-Shower & Hand Shower
- 4306-X ...Tub-Shower & Hand Shower Temptrol® mixing valve includes integral service stops
- 4306-TRMTrim only Temptrol® mixing valve and diverter must be ordered separately.

Decorative Finish Code

append to part numbers if applicable

- STN Satin Nickel
- Chrome (standard)

Tools & Materials



Care and Cleaning

Clean finished area using mild soap or a non-abrasive cleaner and then quickly rinse with water. A non-abrasive wax may be used to preserve finish area.

Need Help?

Symmons customer service:
(800) 796-6667, (781) 848-2250
customerservice@symmons.com
Mon - Fri 7:30 am - 7:00 pm EST

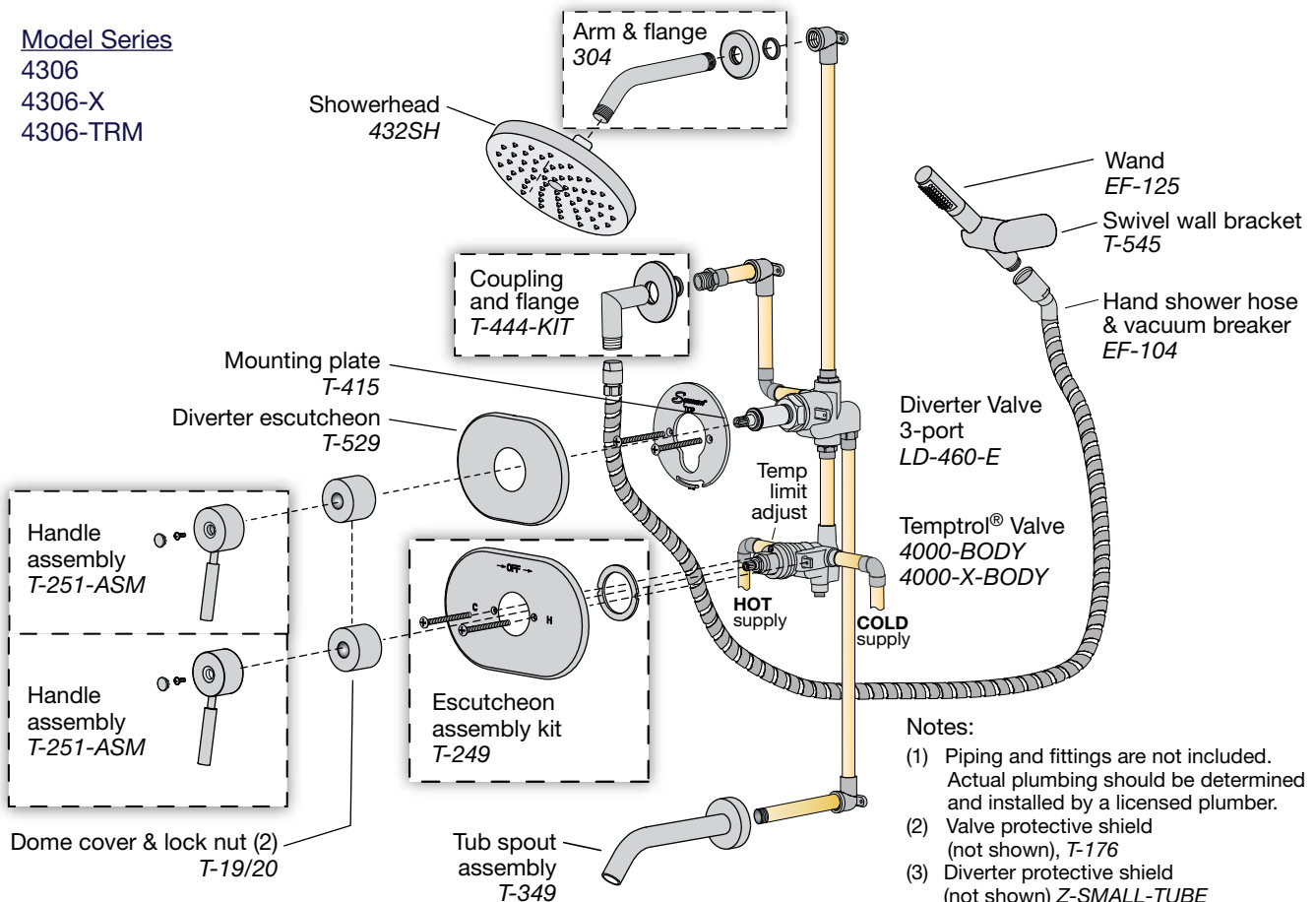
www.symmons.com/service

- Technical help
- Product information
- Warranty policy

Visual Guide Sereno Tub-Shower Hand Shower System, 4306

Model Series

- 4306
- 4306-X
- 4306-TRM

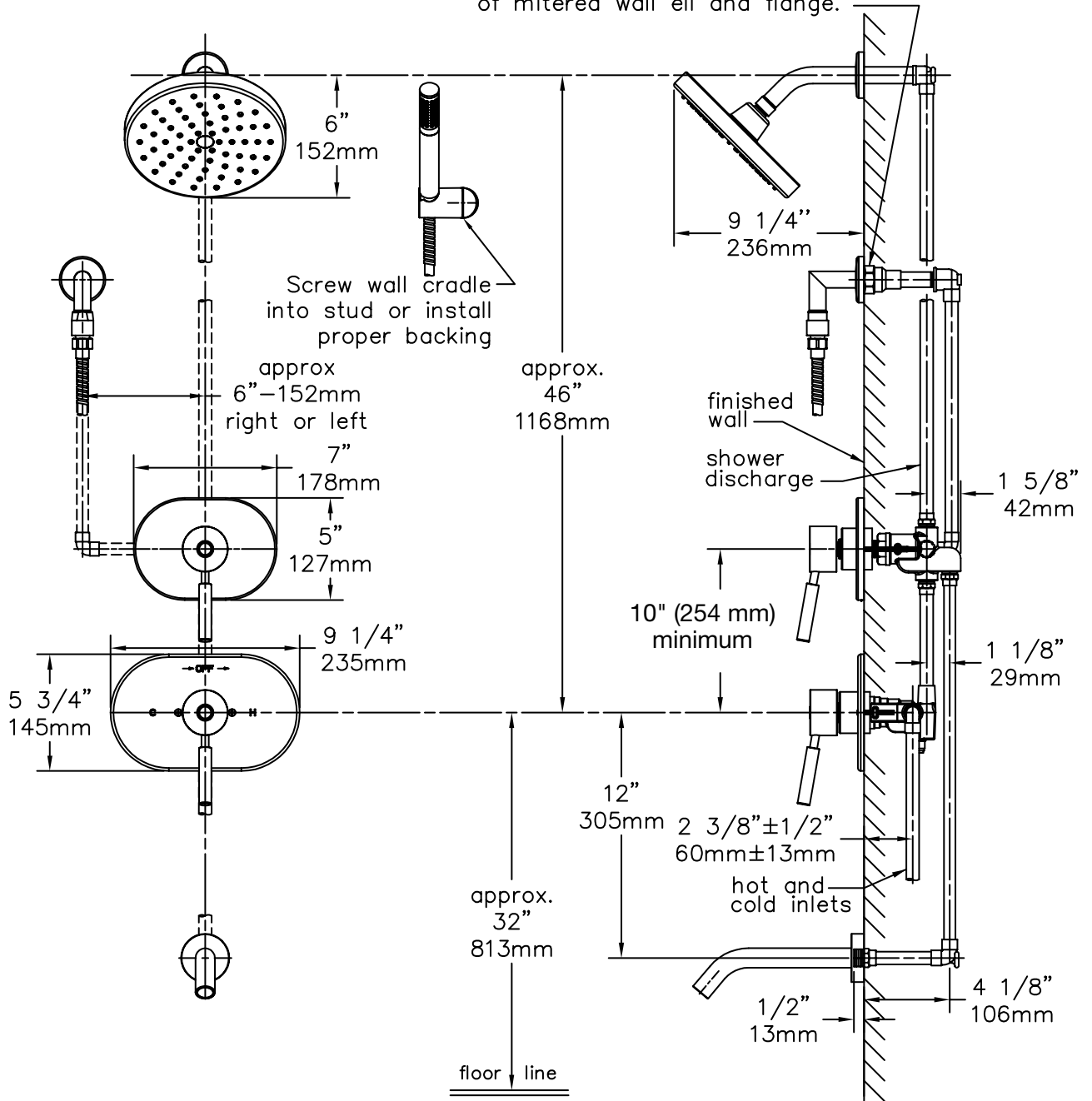


Notes:

- (1) Piping and fittings are not included. Actual plumbing should be determined and installed by a licensed plumber.
- (2) Valve protective shield (not shown), T-176
- (3) Diverter protective shield (not shown) Z-SMALL-TUBE

Dimensions *Sereno Tub and Shower System with Hand Shower, 4306*

Female 1/2" NPT thread must be recessed 7/8" (22mm) min. 2" (51mm) max. from finished wall for proper installation of mitered wall ell and flange.



Note: Dimensions subject to change without notice.