


Location:



Hand Shower, T-300-V, T-300B-30-V Specification Submittal

Feature Highlights

- Hand shower with 5 foot flexible metal hose, in-line vacuum breaker, wall elbow and flange
- ADA compliant 30 inch (762 mm) vertical bar and adjustable slide and cradle for mounting hand shower (*model T-300B-30-V only*)
- Wall mounted cradle for mounting hand shower (*model T-300-V only*)
- White hand shower wand (model# FP-1-TEMPROL) made from plastic components for Polished chrome and Satin nickel hand shower systems
- Hand shower flow rate 2.5 gpm (9.5 L/min)
Optional lower flow rates 
- Polished chrome finish (standard) on all hand shower components less hand shower wand

Model Numbers

- T-300B-30-V Hand shower with 30 inch vertical bar and adjustable slide with cradle
- T-300-V Hand shower with wall mounted cradle

Finish Options / Modifications

Append appropriate -suffix to model number

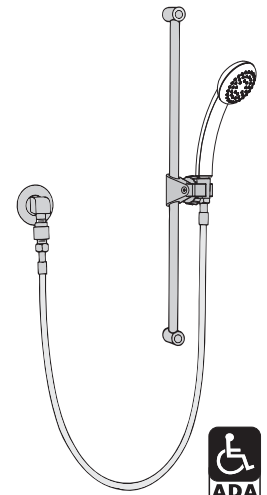
- STN Satin nickel finish
- Polished chrome (standard finish)

Note: Hand shower offered in white plastic only.

Warranty

- Limited Lifetime - to the original end purchaser in residential / consumer installations
- 5 years - for commercial installations

T-300B-30-V





T-300-V



Options / Modifications

Append appropriate -suffix to model number

- QD Quick-disconnect for hand shower
- L/HD Less hand shower wand
- R White vinyl hose in place of metal hose
- 72 6 foot hose in place of 5 foot hose
-  -1.5 1.5 gpm (5.7 L/min) flow restrictor (Requires substituting #462 hand shower wand with EF-100 wand)
-  -2.0 2.0 gpm (7.6 L/min) flow restrictor (Requires substituting #462 hand shower wand with EF-100 wand)

Standards / Certifications

ASME A112.18.1/CSA B125.1

Dimensions *Hand Shower, T-300B-30-V*

Note: Dimensions subject to change without notice.

