
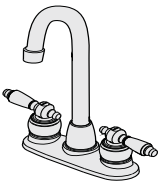

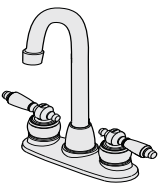

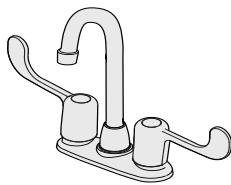






Two handle Bar Sink Faucet, S-245 Series Specification Submittal

S-245 with standard handles 

<p>Feature Highlights</p> <ul style="list-style-type: none"> ▪ Bar sink faucet, blade handles with red-blue indicators for hot-cold ▪ Quarter turn ceramic control components ▪ Standard spout size 3-1/2" x 9-1/8", configure as swivel or rigid ▪ 1/2 inch IPS shanks, 4 inch centers, metal construction 	<ul style="list-style-type: none"> ▪ Aerator with 2.2 gpm (8.3 L/min) flow rate (<i>Optional aerator available in lower flow rates</i>)  ▪ Polished chrome finish 	<p>Standards / Certifications ASME A112.18.1-2005/CSA B125.1-05</p> <p>Warranty</p> <ul style="list-style-type: none"> ▪ Limited Lifetime - to the original end purchaser in consumer installations. ▪ 5 years - for commercial installations
--	--	---

S-245 series handle options

LAM	LPO	LWG
 <p> ADA compliant lever handles</p>	 <p> ADA compliant lever handles</p>	 <p> ADA compliant lever handles</p>

<p>Model Numbers <i>Append appropriate -suffix to model number.</i></p> <ul style="list-style-type: none"> <input type="checkbox"/> S-245 Faucet only with standard spout, standard handles and chrome finish 	<p>Finish Options / Modifications <i>Append appropriate -suffix to model number.</i></p> <ul style="list-style-type: none"> <input type="checkbox"/> -STN Satin nickel finish* - Standard chrome finish <p>*Note Handles with red/blue indicators are not available with decorative finishes.</p>
<p>Handle Options / Modifications <i>Append appropriate -suffix to model number.</i></p> <ul style="list-style-type: none"> <input type="checkbox"/> -LAM Lever handle with metal finish, metal insert and red & blue indicators <input type="checkbox"/> -LPO Lever handle with metal finish, white insert and red & blue indicators <input type="checkbox"/> -LWG Wrist blade handle with metal finish and red & blue indicators on handles 	<p>Additional Options <i>Append appropriate -suffix to model number.</i></p> <ul style="list-style-type: none"> <input type="checkbox"/> -VP Vandal resistant aerator <input type="checkbox"/> -G Grid strainer drain assembly <input type="checkbox"/>  -0.5 0.5 gpm (1.9 L/min) flow restrictor <input type="checkbox"/>  -1.0 1.0 gpm (3.8 L/min) flow restrictor <input type="checkbox"/>  -1.5 1.5 gpm (5.7 L/min) flow restrictor <input type="checkbox"/> -NA Non-aerated laminar flow outlet spray <input type="checkbox"/> -5 Spout size 5-1/2" x 12-3/8", configure as swivel or rigid. <i>Only available in standard chrome finish</i>