

Location:



Dia Lavatory Faucet SLS-3512, SLS-3510 Specification Submittal



SLS-3512

SLS-3510



Model Numbers

- SLS-3512 Lavatory Faucet with pop-up drain assembly (p/n LN-01296)
- SLS-3510 Lavatory Faucet only (p/n LN-01295)




Finish Options / Modifications

Append appropriate -suffix to model number.


- Polished chrome (standard finish)
- Satin nickel (premium finish)

Options / Modifications

Append appropriate -suffix to model number.

-  -1.0 1.0 (3.8 L/min) Flow rate restrictor
-  -1.5 1.5 (7.6 L/min) Flow rate restrictor
-  -0.5 0.5 (1.9 L/min) Flow rate restrictor
- NA Non-aerated laminar flow outlet at 2.2 gpm (8.3 L/min)
- DP4 4 inch deck plate
- STN Satin nickel finish

Feature Highlights

- Single post round lavatory faucet with quarter turn ceramic control components
- Single swivel lever handle with red & blue hot/cold indicators
- Single hole deck mounting
- 4 inch deck plate (optional)
- 20 inch braided supply hoses with 3/8 inch threaded compression connectors
- Pop-up drain and lift rod assembly (model SLS-3512)
- Aerator with 2.2 gpm flow rate (8.3 L/min)
Optional aerator available in lower flow rates 
- Metal construction
- Polished chrome finish (standard)

Standards / Certifications

ASME A112.18.1/CSA B125.

Section 116875 of the California Health and Safety Code
NSF/ANSI 61

Warranty

- Limited Lifetime - to the original end purchaser in consumer installations.
- 5 years - for commercial installations

Dimensions Dia Lavatory Faucet, SLS-3512, SLS-3510

Model	Part No.
SLS-3512	LN-01295
SLS-3510	LN-01296

Note:

- (1) Dimensions subject to change without notice
- (2) Lift rod included with model SLS-3512 only

