

Location:

SYMMONS® Temptrol™

Hand Shower System, 96-300-B30-L-V

Specification Submittal

Feature Highlights


Symmons hand shower system with lever handle

Symmons Temptrol® pressure balancing mixing valve with adjustable stop screw to limit handle turn

Wall/Hand shower, #T-300-V and a 5 foot flexible metal hose with in-line vacuum breaker, wall connection and flange

30 inch slide bar for hand shower mounting

Standard flow rate 2.5 gpm (9.5 L/min)

Optional lower flow rate restrictors available 

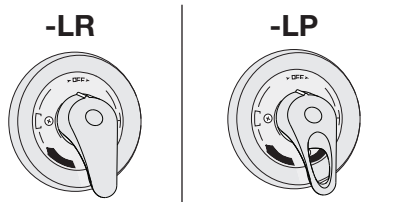
Polished chrome finish (standard)

Model Numbers

- | | |
|--|---|
| <input type="checkbox"/> 96-300-B30-L-V..... | Hand Shower System with Symmons Temptrol® pressure balancing mixing valve |
| <input type="checkbox"/> 96-300-B30-L-V-TRM..... | Trim only, valve must be ordered separately |

Handle Options / Modifications

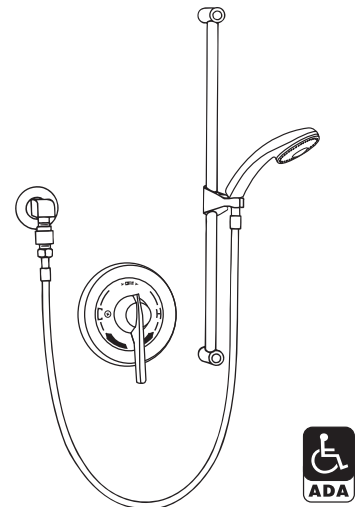
Append appropriate -suffix to model number.



- | | |
|------------------------------|-------------------------|
| <input type="checkbox"/> -LR | Lever handle |
| <input type="checkbox"/> -LP | Loop style lever handle |



Warranty

- Limited Lifetime - to the original end purchaser in consumer installations.
- 5 years - for commercial installations



Options / Modifications

Append appropriate -suffix to model number.

- | | | |
|--------------------------|--|---|
| <input type="checkbox"/> | -X | Symmons Temptrol pressure balancing mixing valve includes integral service stops to allow water shut-off for service |
| <input type="checkbox"/> | -IPS | 1/2 inch female IPS connections on Symmons Temptrol® mixing valve |
| <input type="checkbox"/> | -REV | Reverse coring in valve for back to back installations; hot on right, cold on left, available with (-X) integral stops only |
| <input type="checkbox"/> |  -2.0 | 2.0 gpm (7.6 L/min) flow rate restrictor (Requires substituting T-300-V hand shower wand with EF-100) |
| <input type="checkbox"/> |  -1.5 | 1.5 gpm (5.7 L/min) flow rate restrictor (Requires substituting T-300-V hand shower wand with EF-100) |
| <input type="checkbox"/> | -6 | 6 foot hand shower hose in place of standard 5 foot hose |
| <input type="checkbox"/> | -R | Vinyle hose in place of flexible metal hose |
| <input type="checkbox"/> | -B48 | 48 inch slide bar in place of standard 30" |
| <input type="checkbox"/> | -H321 | 30" slide bar with adjustable slide mechanism and 1 mode hand shower wand (EF-100) |
| <input type="checkbox"/> | L/HS | Hand Shower wand not included
Includes hose, in-line vacuum breaker, wall connections and flange only |
| <input type="checkbox"/> | -QD | Quick-disconnect on hand shower |
| <input type="checkbox"/> | -B | Chrome brass escutcheon |
| <input type="checkbox"/> | -VP | Vandal resistant |

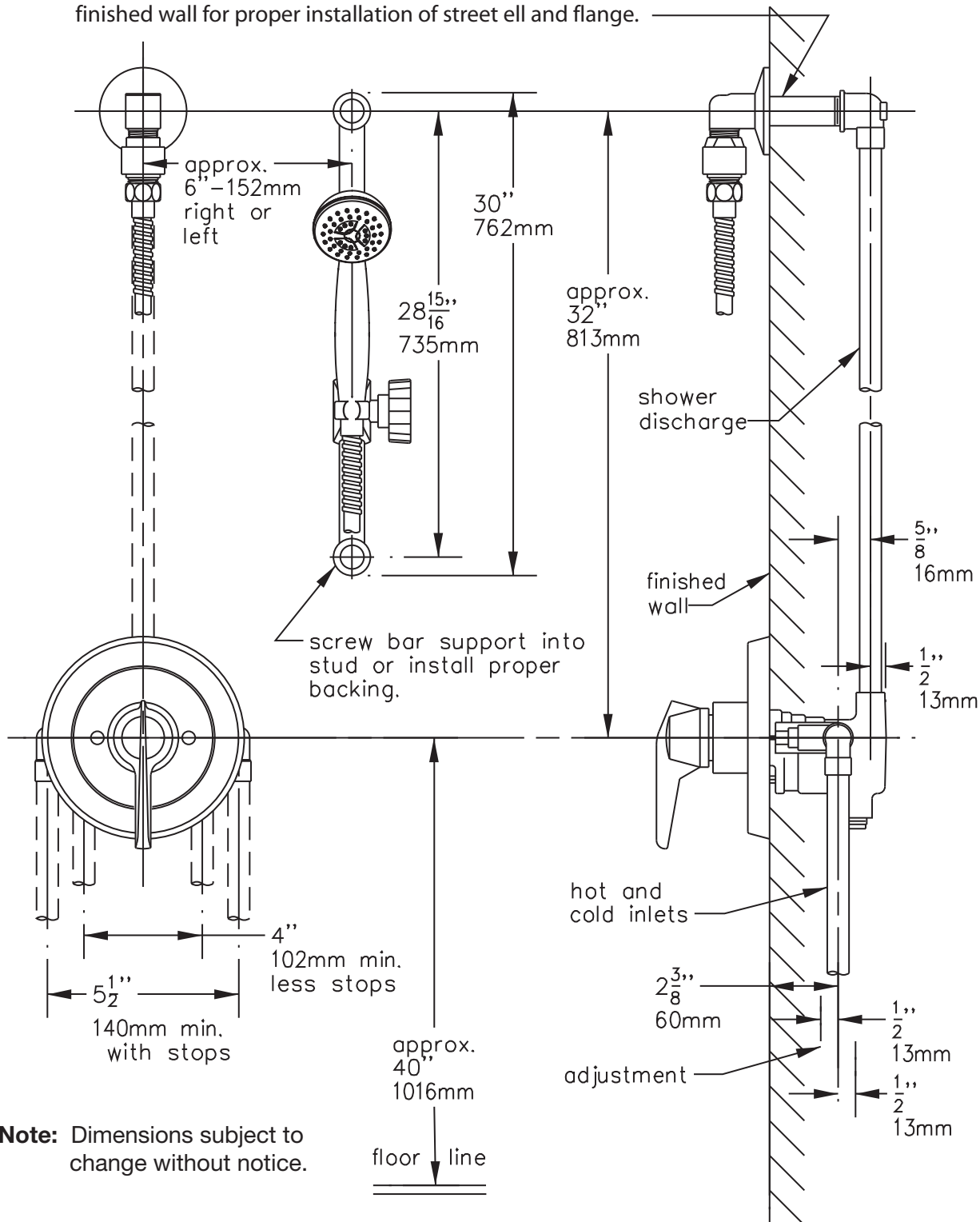
Finish Options / Modifications

Append appropriate -suffix to model number.

- Polished chrome (standard)

Dimensions *Temptrol Hand Shower System, 96-300-B30-L-V*

Male 1/2" I.P.S. thread must protrude 3/8" (10mm) from finished wall for proper installation of street ell and flange.



Note: Dimensions subject to change without notice.