


Round Long Door Pulls



DESCRIPTION	PRODUCT CODE	CASE
48" Round Long Door Pull, Single-Sided	PL-1RD48	4
48" Round Long Door Pull, Double-Sided	PL-2RD48	4
72" Round Long Door Pull, Single-Sided	PL-1RD72	4
72" Round Long Door Pull, Double-Sided	PL-2RD72	4

Finishes

26 Polished Chrome
32D Satin Stainless
FBL Flat Black

Mounting

Single sided applications—
concealed surface mounted
or thru-bolt mounted with
decorative caps

Optional disc base included

Door Thickness

½" - 2 ¼"

Hole Spacing

36" center to center hole
spacing for 48" pull

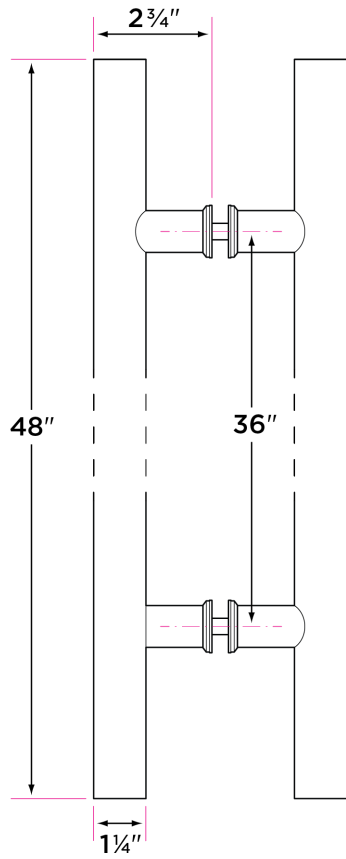
60" center to center hole
spacing for 72" pull

Material

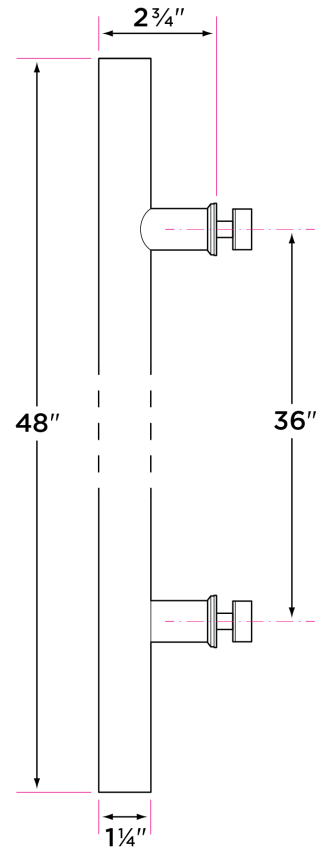
304 Stainless steel
1.9mm thick

Door Pulls

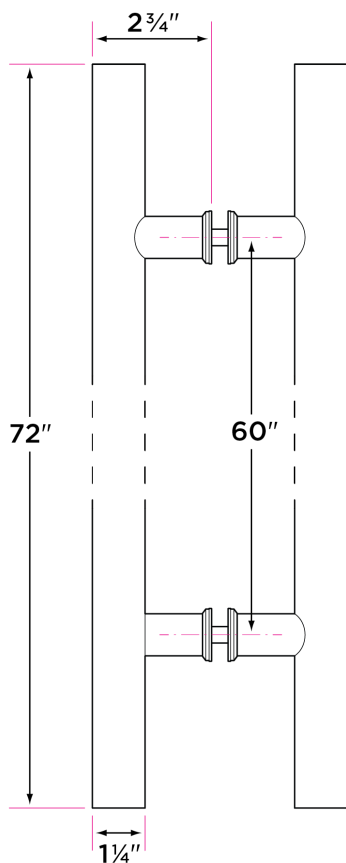
PL-2RD48



PL-1RD48



PL-2RD72



PL-1RD72

