

SPECIFICATIONS

GENERAL:

- HEIGHT: 15"
- WIDTH: 4-3/8"
- EXTENSION: 6-1/8"
- IN/OUT: OUTDOOR DAMP

ELECTRICAL:

- F6892-31 / F6892-44 / F6892-58:
2 MEDIUM BASE 50 WATT
OR 75 WATT MAX
A19 LAMPS NOT INCLUDED 120 VOLTS




- F6897-31 / F6897-44 / F6897-58:
2- 23 WATT GU-24 CFL



MOUNTING:

- WALL

FINISHES:

- BLACK - 31 (BK) 
- OIL BRONZE - 44 (OB) 
- SILVER POWDER COAT - 58 (SPC) 

Please contact your representative for more color options.