

COAT HOOK

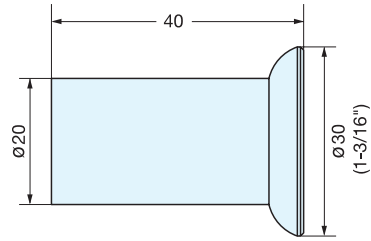
STAINLESS
304
STEEL

STAINLESS
303
STEEL

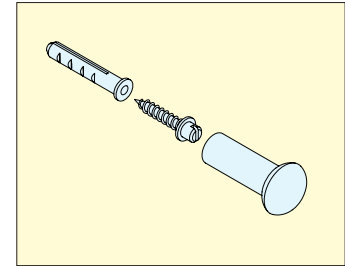
LOAD CAPACITY
10 kg
22 lbs



DSH-129



• Supplied with screw, and plastic expansion anchor.



Installation

| Item No. | Load Capacity (kg) | Weight (g) | Box (pcs) | Carton (pcs) |
|------------|--------------------|------------|-----------|--------------|
| DSH-129 | 10 (22 lbs) | 100 | 25 | 250 |
| DSH-129-BL | | | | |

| Material | Finish |
|-------------------------|-------------------|
| 303/304 Stainless Steel | Satin, Black (BL) |

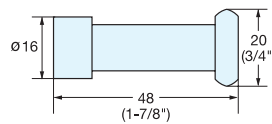

COAT HOOK

STAINLESS
304
STEEL

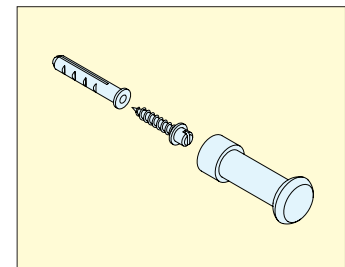
STAINLESS
303
STEEL

LOAD CAPACITY
10 kg
22 lbs

DSH-P5



• Supplied with screw, and plastic expansion anchor.



Installation

| Item No. | Finish | Load Capacity (kg) | Weight (g) | Box (pcs) | Carton (pcs) |
|--------------|--------|--------------------|------------|-----------|--------------|
| DSH-P5-20 | Satin | 10 (22 lbs) | 45 | 25 | 250 |
| DSH-P5-20-BL | Black | | | | |
| DSH-P5-25 | Satin | | 113 | | |
| DSH-P5-25-BL | Black | | | | |

| Material | Finish |
|-------------------------|-------------------|
| 303/304 Stainless Steel | Satin, Black (BL) |

HOOK

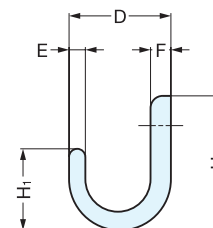
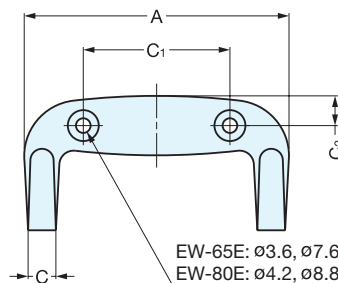


STAINLESS
304
STEEL

LOAD CAPACITY
20 kg
44 lbs



EW-65E, 80E



| Material | Finish |
|---------------------|--------|
| 304 Stainless Steel | Mirror |

| Item No. | A | C ₁ | C | D | E | F | C ₂ | H | H ₁ | Load Capacity (kg) | Weight (g) | Box (pcs) | Carton (pcs) | Screw |
|----------|--------------|----------------|-----|----|---|---|----------------|---------------|----------------|--------------------|------------|-----------|--------------|----------|
| EW-65E | 65 (2-9/16") | 36 | 6.5 | 25 | 4 | 5 | 7.3 | 33 (1-19/64") | 20 | 20 (44 lbs) | 52 | 10 | 100 | 3.1 × 16 |
| EW-80E | 80 (3-5/32") | 44 | 8.0 | 32 | 5 | 6 | 9.0 | 42 (1-21/32") | 25 | | 93 | | | 3.8 × 20 |