

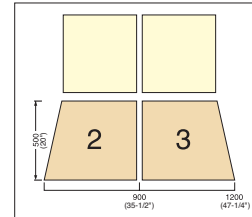
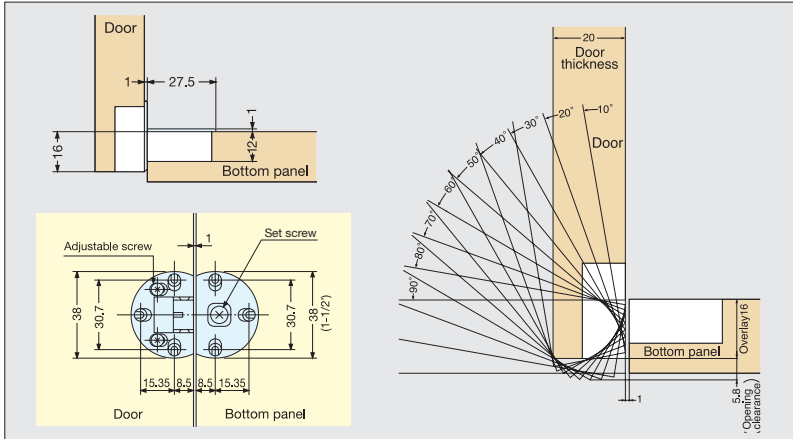
## DROP LID HINGE (ADJUSTABLE TYPE)



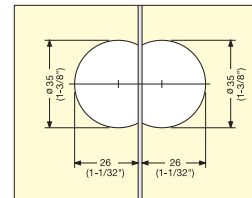
**SDH-001**



- Opening angle 90°.
- Two way adjustment. (Overlay and door gap)
- Flush when opened, ideal for writing desk application.
- Can be used with soft down stay SDS-100, NSDX-10 or HDS-10.
- Door Thickness: 16~20 mm (5/8"~3/4")
- Overlay Coverage: 14~16 mm (9/16"~5/8")
- Painted round head screws available for SDH-001/BLK (3 x 13) at a surcharge (Item No. SDH-001-S-BL).



Recommended use



Bore Dimensions


Item No.	Weight (g)	Box (pcs)	Carton (pcs)
SDH-001/Ni	79	50	200
SDH-001/Blk			

Material	Finish
Zinc Alloy	Nickel
	Black

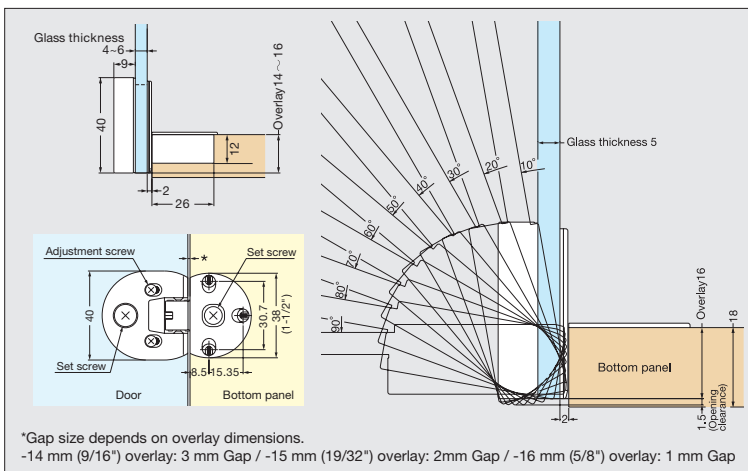
## GLASS DROP LID HINGE (ADJUSTABLE TYPE)



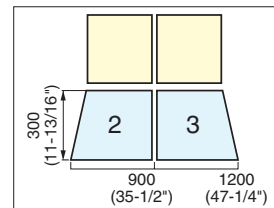
**SDH-G**



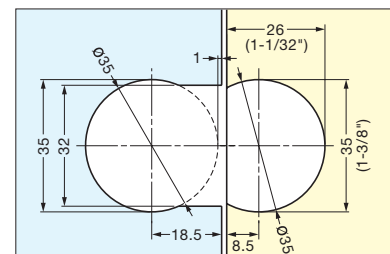

- Opening angle 90°.
- Two way adjustment (overlay and door gap).
- Flush when opened, ideal for writing desk application.
- Can be used with soft down stay SDS-100, NSDX-10, or HDS-10.
- Glass Door Thickness: 4~6 mm (1/8"~1/4")
- Overlay Coverage: 14~16 mm (9/16"~5/8")



\*Gap size depends on overlay dimensions.  
-14 mm (9/16") overlay: 3 mm Gap / -15 mm (19/32") overlay: 2mm Gap / -16 mm (5/8") overlay: 1 mm Gap



Recommended use



Bore Dimensions

Item No.	Material	Finish	Box (pcs)	Carton (pcs)
SDH-FP/CR	Zinc Alloy	Chrome	50	200
SDH-FP/BL		Black		

Item No.	Material	Finish	Weight (g)	Box (pcs)	Carton (pcs)
SDH-G	Zinc Alloy	Nickel	79	50	200