

CL4250S/S



## FEATURES

Legacy product image shown; actual product varies slightly.

Split Climate™ intelligent cooling system revolutionizes Sub-Zero's already-superior preservation capabilities, keeping food even fresher for longer

ClearSight™ LED lighting system fully illuminates the interior and reduces shadows

Sleek stainless accents trim the interior, matching the sophistication of the exterior

Touch control panel is conveniently located for easy access at the tap of a finger

Night Mode optimizes the interior lighting based on the detected ambient light, reducing the brightness by 90% in dim environments

Lift the base of the flip-up dairy compartment to store taller items on the shelf below

Fresh-tasting, odorless, filtered ice ready on-demand and activate Max Ice Mode to temporarily increase ice production

Wi-Fi enabled features provide remote access from your mobile device

Stainless-steel exterior and tubular or pro handles to match other Sub-Zero, Wolf, and Cove products

Sub-Zero offers an industry-leading full two-year warranty on appliances, along with a full five-year sealed system warranty and a limited twelve-year sealed system warranty

## ACCESSORIES

42" Stainless Steel Kickplate

45 3/16" Pro Handle

90° Door Stop

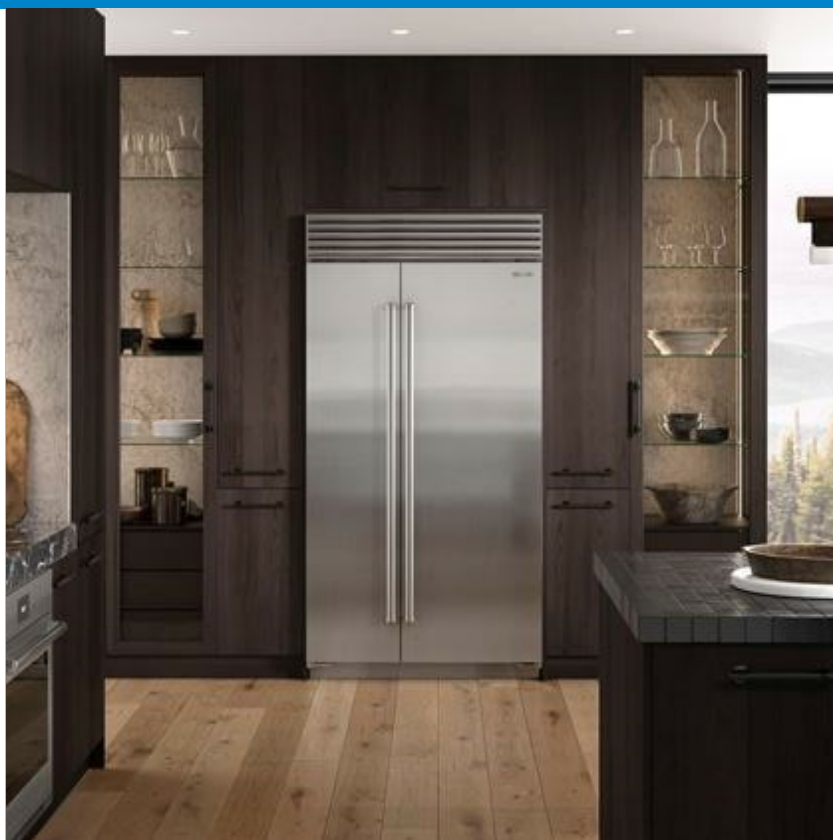
Air Purification Cartridge

Egg Container

Water Filter

Stainless Steel Kickplate

Accessories are available through an authorized dealer.  
For local dealer information, visit [subzero-wolf.com/locator](http://subzero-wolf.com/locator).



## HANDLE OPTIONS

PRO



TUBULAR



## PRODUCT DETAILS

### REFRIGERATOR

- 5 glass refrigerator shelves (4 adjustable; 1 stationary)
- 4 crisper drawers with removable dividers
- 5 refrigerator door bins (3 adjustable; 2 stationary)
- 1 flip-up dairy compartment
- Air purification system
- LED refrigerator and freezer lights

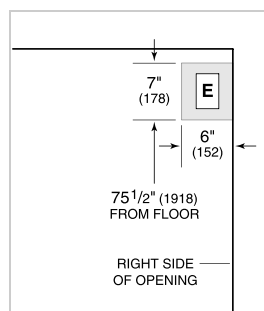
### FREEZER

- 4 freezer shelves (3 adjustable; 1 stationary)
- 5 adjustable door bins
- 2 storage drawers
- Ice drawer with automatic ice maker
- Water filtration system

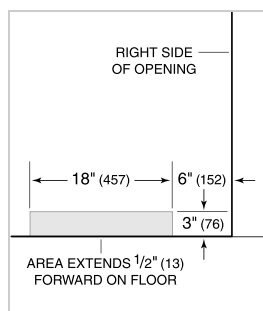
## PRODUCT SPECIFICATIONS

|                       |                                                          |
|-----------------------|----------------------------------------------------------|
| Model                 | CL4250S/S                                                |
| Dimensions            | 42"W x 84"H x 24"D                                       |
| Refrigerator Capacity | 16.0 cu. ft.                                             |
| Freezer Capacity      | 8.8 cu. ft.                                              |
| Weight                | 620 lbs                                                  |
| Electrical Supply     | 115 VAC, 60 Hz                                           |
| Electrical Service    | 15 amp dedicated circuit                                 |
| Plumbing Supply       | 1/4" OD copper, braided stainless steel<br>or PEX tubing |
| Plumbing Pressure     | 35–120 psi                                               |
| Receptacle            | 3-prong grounding-type                                   |

## ELECTRICAL

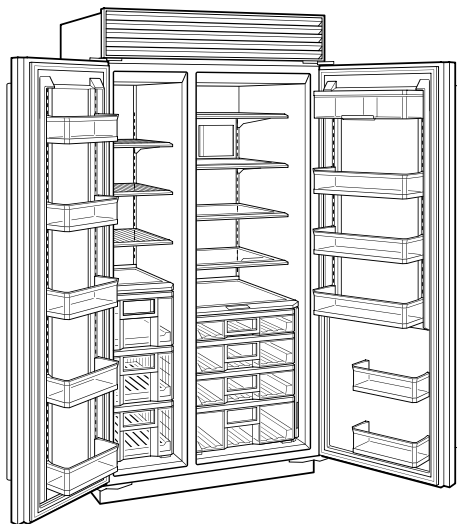


## PLUMBING



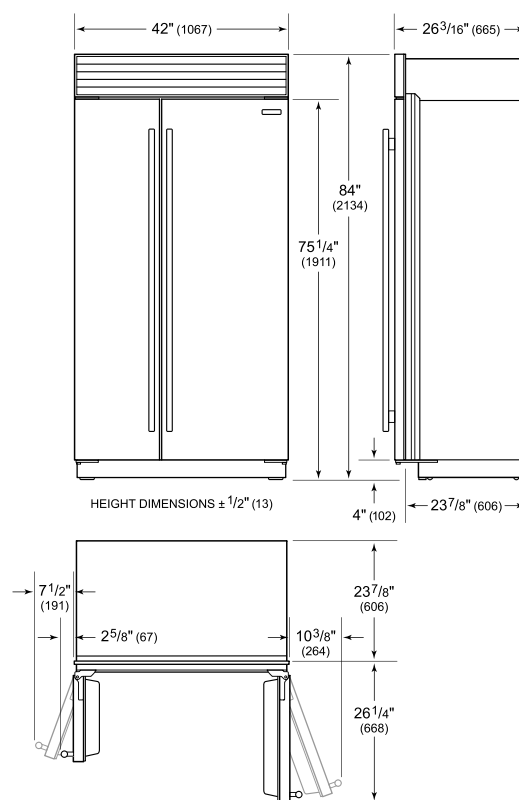
**NOTE:** Dimensions in parenthesis are in millimeters unless otherwise specified

## INTERIOR VIEW

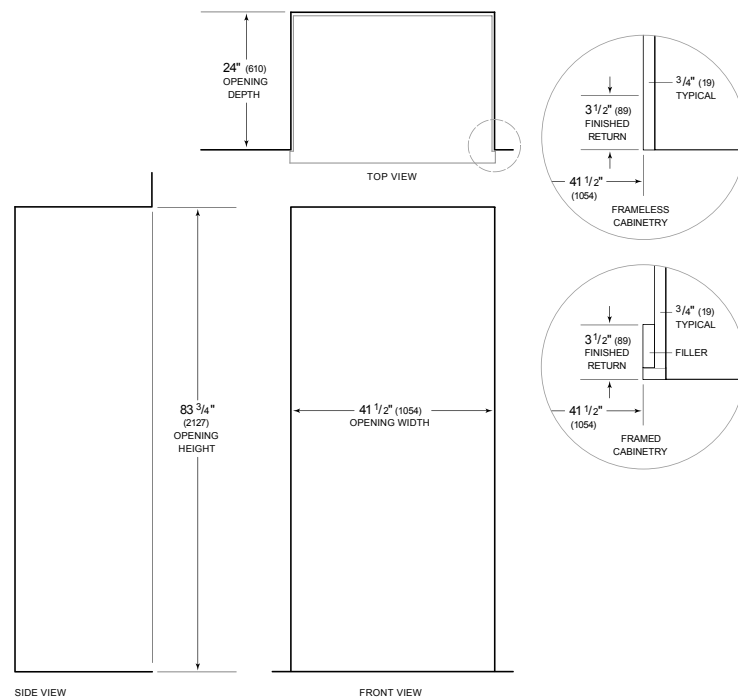


This illustration is intended for interior reference only and may not represent the exterior of the model being specified.

## DIMENSIONS



## STANDARD INSTALLATION



**NOTE:** 3 1/2" (89) finished returns will be visible and should be finished to match cabinetry  
Shaded line represents profile of unit.