

IC-30FI



## FEATURES

Monitor and control remotely with Wi-Fi connectivity

Accepts custom panels for an integrated look within cabinetry or stainless-steel accessory panels and handles to match other Sub-Zero, Wolf, and Cove products

Preserves frozen foods with frigid, dry air

Creates a seamless look with single door design in your kitchen

Controls temperature within one degree of setpoint

Locks in cold air with a magnetic door seal system

Filters water and ice, removing contaminants, chlorine taste, and odor

Yields ice automatically and "max ice" for additional production

Control brightness with soft-on LED lighting

## ACCESSORIES

Press-to-Open - Left Hinge

Press-to-Open - Right Hinge

Reduced Toekick Divider

Stainless Steel Side Panel

Stainless Steel Top Panel

Water Filter

Stainless Steel Tubular Handles

Stainless Steel Pro Handles

Dual Installation Kits

Stainless Steel Door Panels With Pro Handle - 4" Toe Kick


Stainless Steel Door Panels With Pro Handle - 6" Toe Kick

Stainless Steel Door Panels With Tubular Handle - 4" Toe Kick

Stainless Steel Door Panels With Tubular Handle - 6" Toe Kick

Stainless Steel Dual Installation Kickplates

Accessories are available through an authorized dealer.  
For local dealer information, visit [subzero-wolf.com/locator](http://subzero-wolf.com/locator).



## HANDLE ACCESSORIES

PRO



TUBULAR



## PRODUCT DETAILS

### FREEZER

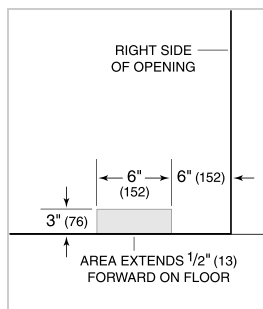
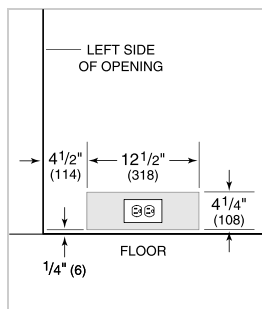
- LED freezer lights
- 3 adjustable wire shelves
- 3 storage drawers
- 5 adjustable freezer door bins
- Ice drawer with automatic ice maker

**PRODUCT SPECIFICATIONS**

Model	IC-30FI
Dimensions	30"W x 84"H x 24"D
Door Clearance	28 1/2"
Weight	400 lbs
Freezer Capacity	15.3 cu. ft.
Electrical Supply	115 VAC, 60 Hz
Electrical Service	15 amp dedicated circuit

**ELECTRICAL**

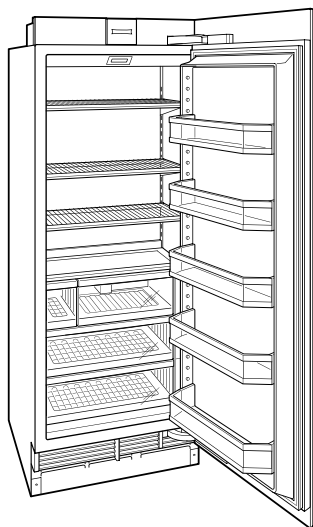
**PLUMBING**



**PANEL SPECIFICATIONS** For complete panels specifications including width/height, weight requirements and thickness requirements visit [subzero-wolf.com/reveal](http://subzero-wolf.com/reveal).

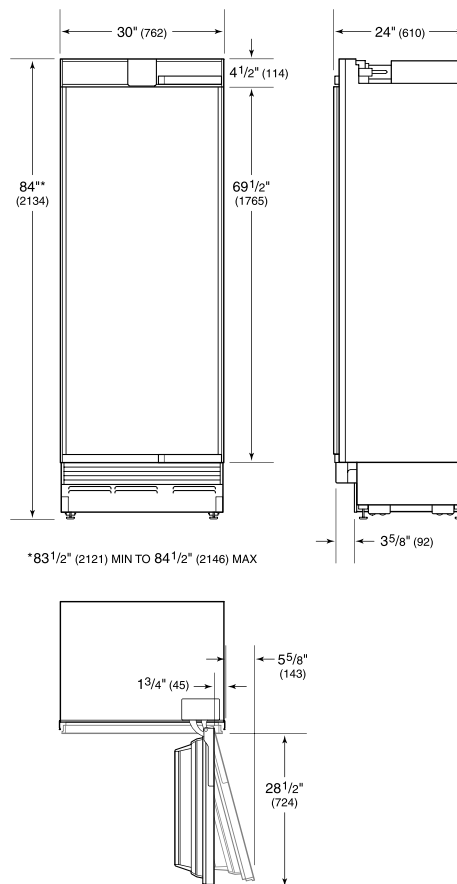
**NOTE:** Dimensions in parenthesis are in millimeters unless otherwise specified

**INTERIOR VIEW**

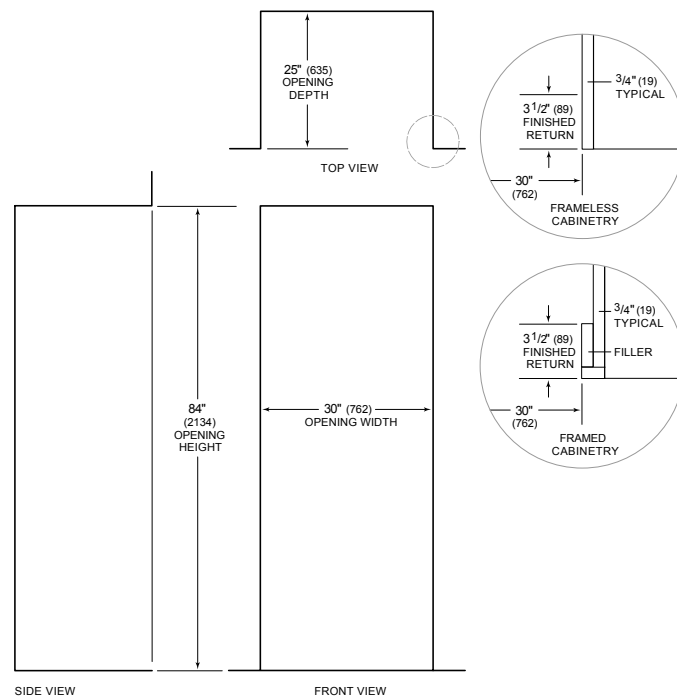


This illustration is intended for interior reference only and may not represent the exterior of the model being specified.

**DIMENSIONS**



**STANDARD INSTALLATION**



NOTE: 3 1/2" (89) finished returns will be visible and should be finished to match cabinetry