

BI-36RG/O



## FEATURES

Monitor and control remotely with Wi-Fi connectivity

Accepts custom panels for an integrated look within cabinetry or stainless-steel accessory panels and handles to match other Sub-Zero, Wolf, and Cove products

Fight spoilage and odors with a NASA-inspired air purification system

Locks in cold air to ensure freshness with magnetic door seals

Keeps produce fresher with high-humidity, sealed crisper and deli drawers

Controls temperature within one degree of setpoint

Display food via a single, triple-pane and UV-resistant glass door

Ensures excellent visibility with bright halogen lights

Refer to freshness cards for tips on food preservation, use, and care

## ACCESSORIES

66" Dual Flush Inset Stainless Grille Panel

90° Door Stop

Air Purification Cartridge

Custom Side Panel Mounting Kit

Dual Installation Kit

Egg Container

Extended Framed Handle Kit

Framed Handle

Framed Louvered Grille Insert

Pro Louvered Flush Inset Grille - 84"

Stainless Steel Dual Flush Inset Door Panel with Pro Handle - LH

Stainless Steel Dual Flush Inset Door Panel with Pro Handle - RH

Stainless Steel Dual Flush Inset Door Panel with Tubular Handle - LH

Stainless Steel Dual Flush Inset Door Panel with Tubular Handle - RH

Stainless Steel Dual Flush Inset Grille Panel

Stainless Steel Flush Inset Door Panel with Pro Handle - Left Hinge

Stainless Steel Flush Inset Door Panel with Pro Handle - Right Hinge

Stainless Steel Flush Inset Door Panel with Tubular Handle - Left Hinge

Stainless Steel Flush Inset Door Panel with Tubular Handle - Right Hinge

Stainless Steel Flush Inset Grille Panel

Stainless Steel Kickplate - Left Hinge

Stainless Steel Kickplate - Right Hinge

Stainless Steel Side Panel

White Side Panel

Dual Installation Kit with Dual Wide Grille



## HANDLE ACCESSORIES

PRO



TUBULAR



## PRODUCT DETAILS

### REFRIGERATOR

- LED refrigerator lights
- 4 glass refrigerator shelves (3 adjustable; 1 stationary)
- 1 high-humidity crisper drawer with adjustable dividers
- 2 storage drawers with adjustable dividers
- 1 adjustable dairy compartment

Stainless Steel Pro Handles

---

Stainless Steel Tubular Handles

---

Built-In Louvered Grilles

---

Built-In Overlay or Flush Inset Grille Frames

Accessories are available through an authorized dealer.  
For local dealer information, visit [subzero-wolf.com/locator](http://subzero-wolf.com/locator).

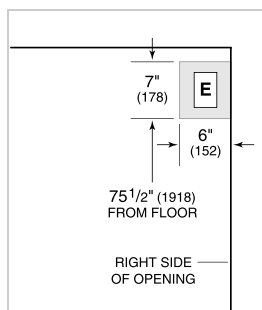
---

Specifications are subject to change without notice. This information was generated on November 14, 2019. Verify specifications prior to finalizing your cabinetry/enclosures.

**PRODUCT SPECIFICATIONS**

Model	BI-36RG/O
Dimensions	36"W x 84"H x 24"D
Door Clearance	37 1/4"
Weight	430 lbs
Refrigerator Capacity	23.3 cu. ft.
Electrical Supply	115 VAC, 60 Hz
Electrical Service	15 amp dedicated circuit
Receptacle	3-prong grounding-type


**ELECTRICAL**



**PANEL SPECIFICATIONS** For complete panels specifications including width/height, weight requirements, thickness requirements and offset details visit [subzero-wolf.com/builtinconfigurator](http://subzero-wolf.com/builtinconfigurator).

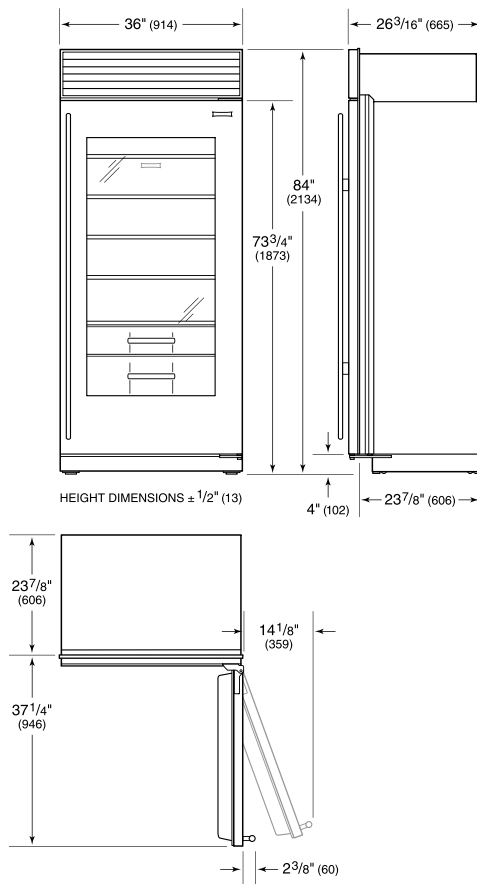
**NOTE:** Dimensions in parenthesis are in millimeters unless otherwise specified

**INTERIOR VIEW**

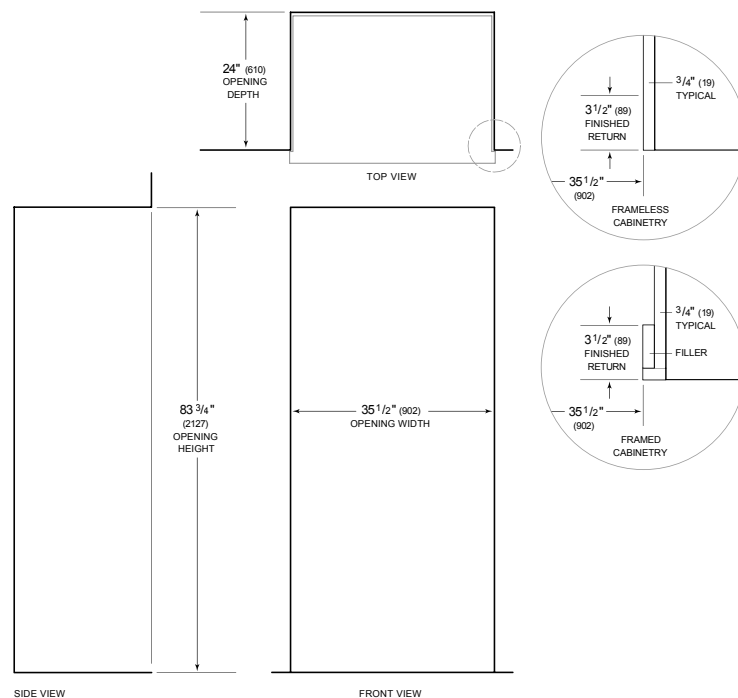


This illustration is intended for interior reference only and may not represent the exterior of the model being specified.

**DIMENSIONS**



**STANDARD INSTALLATION**



**NOTE:** 3 1/2" (89) finished returns will be visible and should be finished to match cabinetry. Shaded line represents profile of unit.