



Accord®

60" x 30" Smooth Bath/Shower with Backer Boards 71240116



Features

- Modular design allows it to be moved around corners and through doorways with ease.
- Durable high gloss finish.
- Smooth walls with integrated shelves for ample storage.
- Wall surround includes backer boards for future grab bar installation.
- 15" (381 mm) bath depth (floor to top of threshold).
- 60" (1524 mm) x 30" (762 mm) x 72" (1829 mm) complete unit finished dimensions.

Material

- Compression molded from our exclusive Vikrell® material.

Installation

- Four-piece modular design with pivot "snap together" installation.
- Caulk-less seam installation.

Components

Product includes:

71244106 60"x30" Wall Set with Backer Boards

71141116 60" x 30" Bath with Backer Board



Codes/Standards

CSA B45.5/IAPMO Z124

ASTM E162

ASTM E662

Greenguard UL 2818 - Gold

HUD, UM Bulletin 73



STERLING® Warranty - Fixtures Made of Solid Vikrell Material

See website for detailed warranty information.

Available Color/Finishes

Color tiles intended for reference only.

Color Code Description

- | | | |
|--|----|---------|
|  | 0 | White |
|  | 96 | Biscuit |

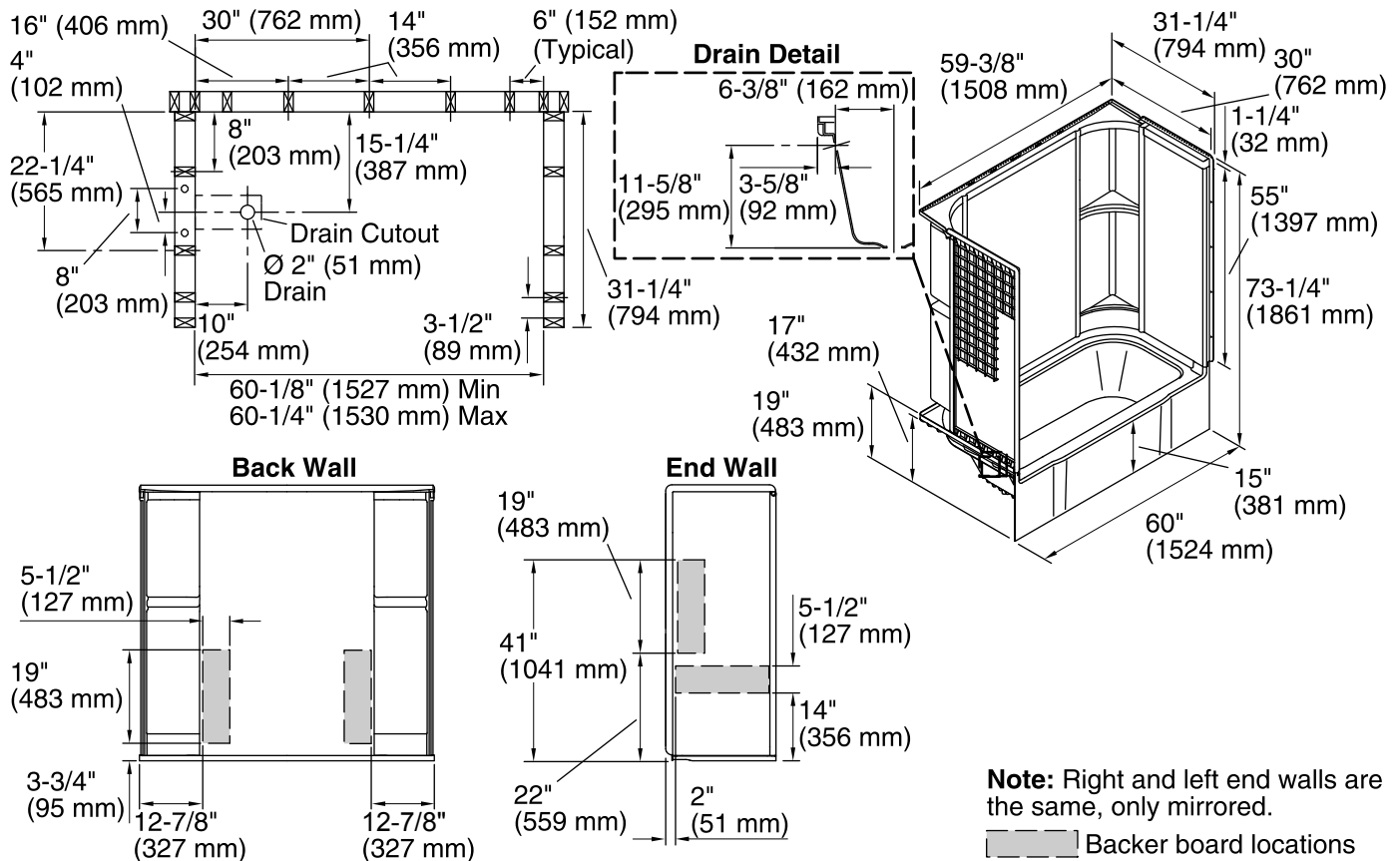
USA/Canada: 1-800-STERLING (1-800-783-7546)

Kohler Co. reserves the right to make revisions without notice to product specifications.

For the most current Specification Sheet, go to www.sterlingplumbing.com.

8-11-2015 02:16

60" x 30" Smooth Bath/Shower with Backer Boards 71240116



Technical Information

All product dimensions are nominal.

Installation: 3-Wall Alcove

Drain location: Left

Basin area, bottom: 46-1/4" x 20-1/2" (1175 mm x 521 mm)

Basin area, top: 52-1/4" x 22-1/2" (1327 mm x 572 mm)

Water depth: 11" (279 mm)

Water capacity: 34 gal (128.7 L)

Door height required: 56-1/2" (1435 mm)

Door width required: 56-3/4" (1441 mm)

Notes

Install this product according to the installation guide.

Double studding is recommended for pivot shower door installations.

Studs should be positioned roughly as shown.

Attach grab bars at the specified backer board locations only.

Measure your actual product for roughing-in details.

Product is designed to be used with a single-handle mixer valve with an escutcheon cover not to exceed 7-3/4" (197 mm) in width.

Bath cannot be installed without the wall surround.

Width of back wall at the top transitions from 60" (1524 mm) at the front to 59-3/8" (1508 mm) in the back corners. Furring strips approximately 1/4" (6 mm) thick should be used at the back corner studs if drywall is to be installed over the nailing flange.