

Model
WEUS-1002.1401-0.25 ECOS®
OPTIMA Plus® Systems Sensor Activated HEU Flushometer and HEU Urinal

DESCRIPTION

Complete HEU system with Battery Powered, Sensor activated Sloan ECOS® urinal Flushometer with Smart Sense Technology™ and vitreous china urinal.

Flush Cycle

Model WEUS 1002.1401-0.25 ECOS® (0.25 gpf/1.0 Lpf)



Meets the American Disabilities Guidelines and ANSI A117.1 requirements when installed according to these requirements.



NOTE: Plumbing System Requirements
√ Minimum **Flowing** Pressure: 25 PSI

SPECIFICATIONS

Quiet, exposed, chrome plated urinal Flushometer for either left or right hand supply with the following features:

Flushometer

- ADA Compliant Sloan ECOS® Battery Powered Infrared Sensor for automatic "No Hands" operation
- Reduces water usage up to 80% over standard sensor urinal
- Engineered Metal Cover with replaceable Lens Window
- Optional Courtesy Flush™ Override Button
- Four (4) Size AA Batteries factory installed
- Infrared Sensor Range Adjustment Screw
- Initial Set-up Range Indicator Light (first 10 minutes)
- 3/4" I.P.S. Screwdriver Bak-Chek® Angle Stop
- Free spinning, Vandal Resistant Stop Cap
- High Efficiency cartridge assembly
- Flush Accuracy Controlled by CID™ Technology
- Latching Solenoid Operator
- User friendly three (3) second Flush Delay
- Synthetic rubber seals for chloramine resistance
- High Back Pressure Vacuum Breaker Flush Connection with One-piece Bottom Hex Coupling Nut
- Spud Coupling and Flange for 3/4" Top Spud
- Sweat Solder Adapter w/Cover Tube and Cast Wall Flange w/Set Screw
- Infrared Sensor with Multiple-focused, Lobular Sensing Fields for high and low target detection
- High copper, low zinc brass castings for dezincification resistance
- Fixed Metering Bypass and no external volume adjustment to ensure water conservation
- Stop Seat and Vacuum Breaker to be molded from PERMEX® rubber compound for chloramine resistance
- Valve Body, Cover, Tailpiece and Control Stop shall be in conformance with ASTM Alloy Classification for Semi-Red Brass. Valve shall be in compliance to the applicable sections of ASSE 1037/ ASME A112.19.2/CSA B45.1

SPECIFICATIONS (CONTINUED)

Urinal

- Wall hung vitreous china
- Washdown flushing action
- 3/4" I.P.S. top spud inlet
- 2" NPT outlet flange
- All mounting hardware included
- Integral flushing rim
- 100 % factory flush tested
- Compliant to the applicable sections of ASME A112.19.2/CSA B45.1
- Carrier not included
- Compatible with Jay R. Smith Carrier 0636 or 0637
- Compliant with Buy American Act when purchased as a combination

FEATURES

ADA Compliant

Automatic

Sloan ECOS® Electronic Flushometers are activated via multi-lobular infrared sensor. Sloan ECOS® Electronic Urinal Flushometers are available without an override button to eliminate unnecessary casual activation. By detecting user presence and duration, the Sloan ECOS® Smart Sense Technology™ will determine the proper flush volume for unequalled water efficiency.

Functional & Hygienic

Touchless, sensor operation eliminates the need for user contact to help control the spread of infectious diseases. The Sloan ECOS® Flushometer is also provided with an optional Override Button to allow a "courtesy flush" for individual user comfort.

Smart Sense Technology

The Sloan ECOS® Flushometer is equipped with Smart Sense Technology™ which applies extended range and logic techniques to significantly reduce water usage in high use urinal applications; such as when a continuous line of people, also known as a queue, forms. In fact during continuous queue, regardless the number of users, the maximum amount of water used is only 2.0 gallons. Please contact Sloan for specific Details.

Warranty

3 year (limited)



Sloan Valve Company is buying renewable energy certificates to meet 100% of the company's purchased electricity use at its Franklin Park, Illinois facility.

SLOAN

Sloan Valve Company
10500 Seymour Avenue
Franklin Park, IL 60131
Phone: 1-800-9-VALVE-9 (982-5839)
or 1-847-671-4300
Fax: 1-800-447-8329 or 1-847-671-4380
www.sloanvalve.com

Copyright © 2012 Sloan Valve Company
Rev. 0d (01/12)

This space for Architect/Engineer approval	
Job Name _____	Date _____
Model Specified _____	Quantity _____
Variations Specified _____	
Customer/Wholesaler _____	
Contractor _____	
Architect _____	

DESCRIPTION

Complete HEU system with Battery Powered, Sensor activated Sloan ECOS® urinal Flushometer with Smart Sense Technology™ and vitreous china urinal.

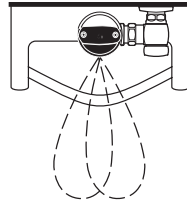
Flush Cycle

Model WEUS 1002.1401-0.25 ECOS® (0.25 gpf/1.0 Lpf)

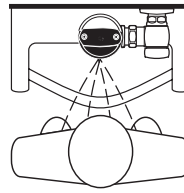
ELECTRICAL SPECIFICATIONS

- **Control Circuit**
Solid state
6 VDC input
8 second arming delay
72 hour Sentinel Flush
- **Sloan ECOS® Sensor Type**
Active infrared
- **Sloan ECOS® Sensor Range**
Nominal 15" – 30" (381 mm – 762 mm),
Adjustable ± 8" (203 mm)
- **Battery Type**
(4) AA Alkaline
- **Battery Life**
3 Years @ 4,000 flushes/month
- **Indicator Lights**
Range adjustment/low battery
- **Operating Pressure**
15 – 100 psi (104 – 689 kPa)
- **Sentinel Flush**
Once every 72 hours after the last flush

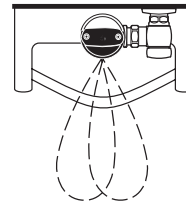
OPERATION



1. A continuous, invisible light beam is emitted from the Sloan ECOS® Sensor.



2. As the user enters the beam's effective range (15" to 30") the beam is reflected into the Sloan ECOS® Scanner Window and transformed into a low voltage electrical circuit. Once activated, the Output Circuit continues in a "hold" mode for as long as the user remains within the effective range of the Sensor.



3. When the user steps away from the Sloan ECOS® Sensor, the Sensor initiates an electrical signal that operates the Solenoid. This initiates the flushing cycle to flush the fixture. The Circuit then automatically resets and is ready for the next user.

DIMENSIONS/ROUGH-IN

