

ESS-3100

► **Description**

Deluxe Single Station Stainless Steel Scrub Sink with Sloan OPTIMA[®] Sensor Activated Faucet.

► **Models**

- ESS-3100-C Deluxe Single Station Scrub Sink with Laminar Flow Spray Head (2.2 gpm/8.3 Lpm max.)
- ESS-3100-H Deluxe Single Station Scrub Sink with Shower Spray Head (2.2 gpm/8.3 Lpm max.)

► **Specifications**

Deluxe Single Station Stainless Steel Scrub Sink with Sensor Activated, 24 VAC, Chrome Plated Brass Hand Washing Faucet with the following features:

- Sink constructed from 14 gauge, Type 304 stainless steel with bead blast finish on sink bowl interior for superior wash-down characteristics
- Cabinet constructed from 14 gauge, Type 304 stainless steel with satin finish
- 18 gauge "lift-up" style front soap panel for easy maintenance access
- 1½" stainless steel dome strainer with integral tailpiece and P-trap
- "Z-clip" wall hangers for mounting (fasteners by others)
- Unit supplied with 20" flexible supply hoses
- Sloan OPTIMA Faucet for hands-free operation
- Knee activated soap dispenser for hands-free operation
- Sink is shipped pre-plumbed for easy installation

Sloan Optima[®] Faucets feature:

- Sloan OPTIMA EL-1500-LL-S Self-adaptive Sensor with 2 second On-delay. Sensor mounted in the front edge of sink for hands-free operation.
- Splash-proof Control Modules with Troubleshooting LED Indicator Lights
- Filtered Solenoid Valve with serviceable "Y" Strainer Filter
- Chrome Plated, Brass, Deck Mounted Gooseneck Spout with Surgical Bend
- 2.2 gpm (8.3 Lpm) maximum Pressure Compensating Laminar Spray Head ("C" Variation) or 2.2 gpm (8.3 Lpm) maximum Pressure Compensating Shower Spray Head ("H" Variation)
- 120 VAC/24 VAC Plug-in Transformer

► **Variations**

- BDT** Below Deck Thermostatic Mixing Valve — MIX-70-A supplied (Formerly the "M" Variation)

- ADM** Optimix Above Deck Mechanical Mixing Valve — MIX-110-AA supplied (Formerly the "S" Variation)

- ADT** Above Deck Thermostatic Mixing Valve — MIX-139-A supplied

See OPTIMA Accessories section of the Sloan catalog or website for information on Temperature Control and Mixing Valves.



► **Automatic**

The Sloan OPTIMA[®] Hand Washing Sink with Electronic Hand Washing Faucet operates by means of an infrared sensor. Once the user enters the sensor's effective range, the Solenoid activates the water flow. Tempered water flows from the Faucet until the user steps away. The Faucet then automatically shuts off.

► **Hygienic**

The ultimate in sanitary protection — there are no handles to turn or buttons to push. Helps to control the spread of infectious diseases. Ideal for health care installations.

► **Economical**

Automatic operation provides water usage savings over other faucet devices. Reduces maintenance and operation costs.

► **Warranty**

3 year (limited)

This space for Architect/Engineer approval

Job Name _____ Date _____

Model Specified _____ Quantity _____

Variations Specified _____

Customer/Wholesaler _____

Contractor _____

Architect _____

ESS-3100

► Description

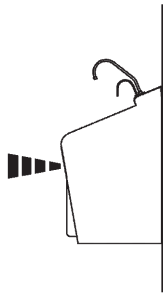
Deluxe Single Station Stainless Steel Scrub Sink with Sloan OPTIMA® Sensor Activated Faucet.

► Models

- ESS-3100-C Deluxe Single Station Scrub Sink with Laminar Flow Spray Head (2.2 gpm/8.3 Lpm max.)
- ESS-3100-H Deluxe Single Station Scrub Sink with Shower Spray Head (2.2 gpm/8.3 Lpm max.)

OPERATION

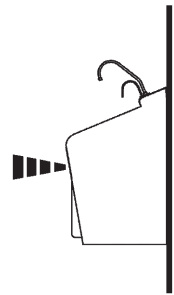
1. A continuous invisible beam of infrared light is emitted from the sensor located at the top front edge of the sink.



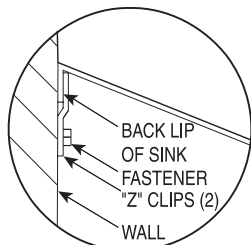
2. As the user enters the beam's effective range, the beam is reflected back into the sensor receiver and activates the solenoid valve. Tempered water flows from the faucet into the sink until the user is no longer detected.



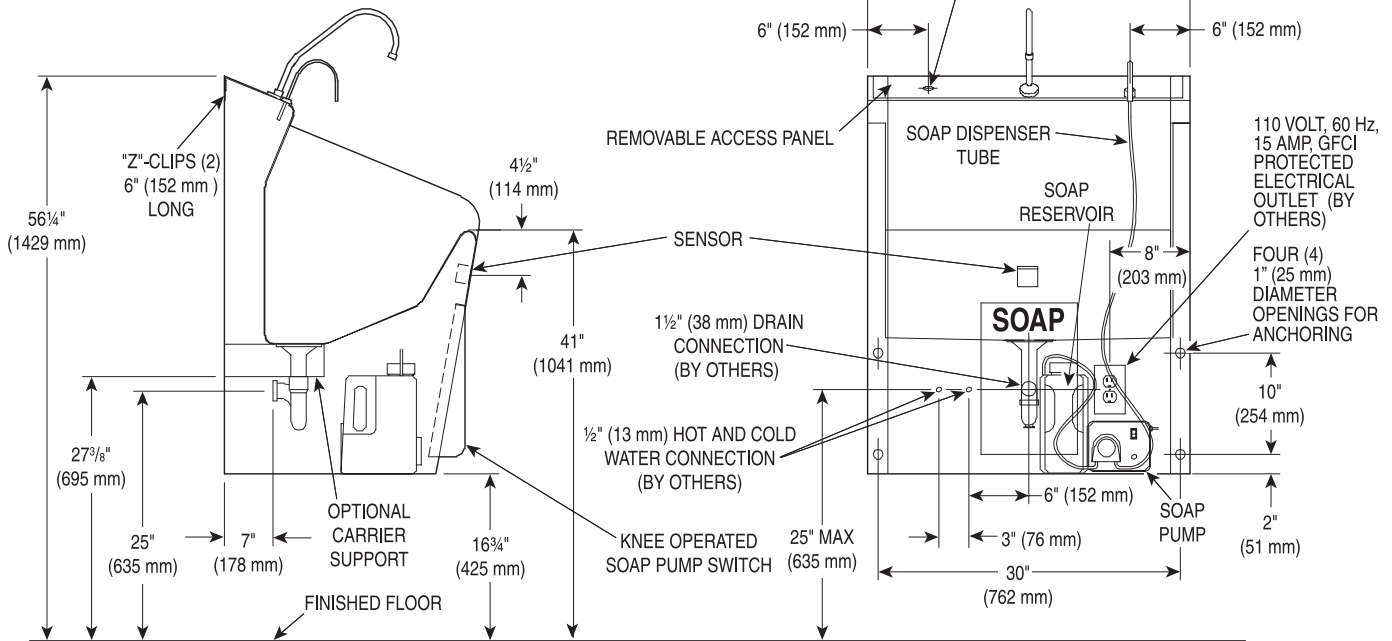
3. When the user moves away from the sensor, light is no longer reflected to the sensor. An electrical signal then deactivates the solenoid valve, stopping the water flow. The circuit then automatically resets and is ready for the next user.



ROUGH-IN



"Z" CLIP DETAIL



SLOAN VALVE COMPANY • 10500 SEYMOUR AVENUE • FRANKLIN PARK, IL 60131

Phone: 1-800-982-5839 or 1-847-671-4300 • Fax: 1-800-447-8329 or 1-847-671-4380 • www.sloanvalve.com