

► **Code Number**

3982687

► **SPECIFICATIONS**

Description

- Exposed, High Efficiency, Battery Powered, Side Mount Operator, Sensor Activated Regal® XL Urinal Flushometer for ¾" top spud urinals.

Flush Cycle

- 0.5 gpf/1.9 Lpf

Specifications

- Quiet, Exposed, Diaphragm Type, Chrome Plated Urinal Flushometer with the following features:
- Vacuum Breaker Flush Connection
- Low Consumption flush accuracy controlled by Para-Flo™ Technology
- Sweat Solder Adapter with Cover Tube and Cast Set Screw Wall Flange
- Spud Coupling, Wall and Spud Flanges for ¾" Top Spud
- Chrome Plated Infrared Sensor Housing
- "User in View" Flashing LED
- No External Volume Adjustment to Ensure Water Conservation
- Infrared Sensor Range Adjustment Screw and Reset Button
- Stop Seat and Vacuum Breaker Molded from PERMEX® Rubber Compound for Chloramine resistance
- Valve Body, Tailpiece and Control Stop shall be in conformance with ASTM Alloy Classification for Semi-Red Brass. Valve shall be in compliance with the applicable sections of ASSE 1037. Installation conforms to ADA requirements.
- Four (4) Size C Batteries included
- ADA Compliant OPTIMA® Battery Powered Infrared Sensor for automatic "No Hands" operation
- Angled Sensor Window
- Manual Override Flush Button
- "Low Battery" Flashing LED with Optional Audio Tone
- Optional 24-Hour Sentinel Flush
- ¾" I.P.S. Screwdriver Bak-Chek® Angle Stop with Control Stop Plug

Accessories (Sold Separately)

- See Accessories Section and OPTIMA® Accessories Section of the Sloan catalog for details on these and other OPTIMA® Flushometer variations.

► **ELECTRICAL SPECIFICATIONS**

Control Circuit

- Solid State
- 6 VDC Input

Indicator Lights

- User in View

Sensor Type


- Infrared Convergence Type Object Lock Detection

Sensor Range

- Nominal 8" - 54" (203 mm- 1372 mm), Factory Set at 24" (610 mm)

Battery Type

- (4) C Alkaline



► **FEATURES**

Automatic Operation

- Sloan OPTIMA SMO equipped Flushometers provide the ultimate in sanitary protection and automatic operation. There is no need for AC hookups or wall alterations. The Flushometer operates by means of a battery powered infrared sensor. Once the user enters the sensor's effective range and then steps away, the Side Mount Unit initiates the flushing cycle to flush the fixture.

Economical

- Automatic operation provides water usage savings over other flushing devices. Reduces maintenance and operation costs.

Hygienic

- User makes no physical contact with the Flushometer surface except to initiate the Override Button when required. Helps control the spread of infectious diseases.

► **Compliance & Certifications**



This space for Architect/Engineer Approval

► **ROUGH-IN**

Battery Life

- 6 Years @ 4,000 flushes/month

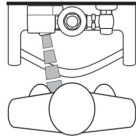
Operating Pressure

- 15 - 100 psi (104 - 689 kPa)

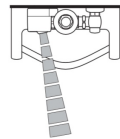
► OPERATION



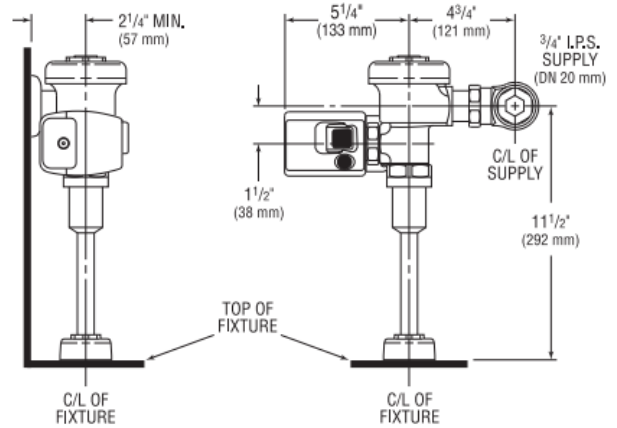
1. A continuous, invisible light beam is emitted from the object lock infrared sensor.



2. As the user enters the beam's effective range, 8" to 54" (203 mm - 1372 mm), the Object Lock Infrared Sensor senses the user



3. When the user steps away from the object lock Infrared sensor, the circuit initiates the flushing cycle to flush the fixture. The circuit then automatically resets and is ready for the next user.



Includes EBV-89-A Side Mount Operator

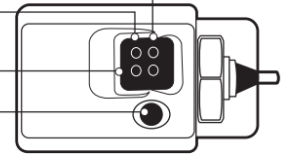
► VISUAL INDICATOR GUIDE

USER-IN-VIEW L.E.D. — Green light flashes 3 times after 5 second delay when a user is in view. The green light flashes constantly when a user is in view during the 7 minute start up sequence.

BATTERY L.E.D. — Yellow light flashes indicating it is time to replace batteries with four (4) new Type "C" batteries.

OBJECT LOCK SENSOR — Detects user or object.

COURTESY MANUAL FLUSH BUTTON — Allows manual activation of flush when needed.



► FUNCTION SETTINGS

