

60" X 32" SITKA ACRYLIC ALCOVE WHIRLPOOL TUB - WHITE

SKU: 948273-WP
Code: SHSKW6032



FEATURES

Tub Material: Acrylic
Product Finish: White
Shape: Rectangle
Tub Drain Placement: End
Drain Included: No
Water Depth to Overflow: 14-1/2"
Water Capacity (Gallons): 64
Built-In Adjusters: No
Tub Weight Uncrated (lbs): 105

ASME A112.19.7/CSA B45.10, CSA B45.5/IAPMO Z124, CSA C22.2 No. 218.2, Massachusetts Accepted, UL 1795,
LISTED ID: MIRSKX6032XXX



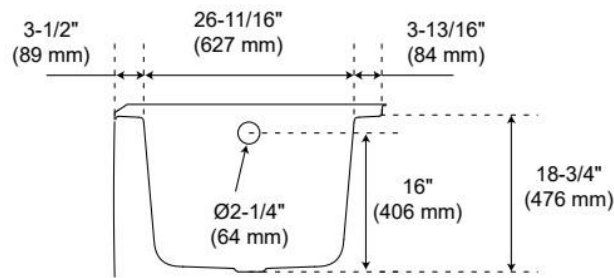
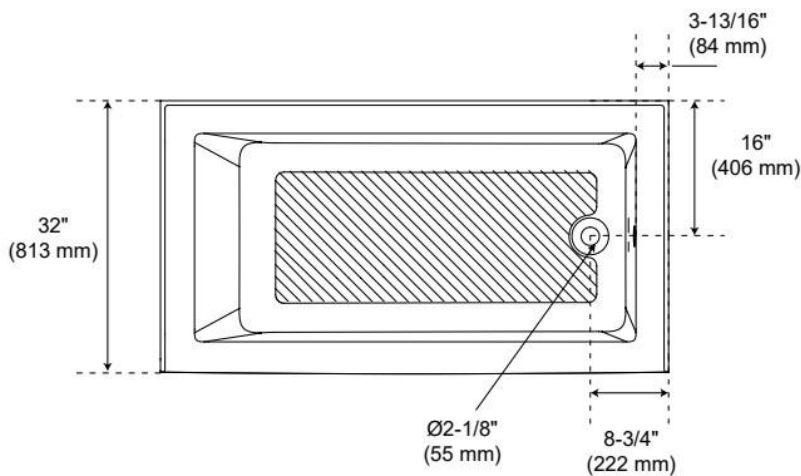
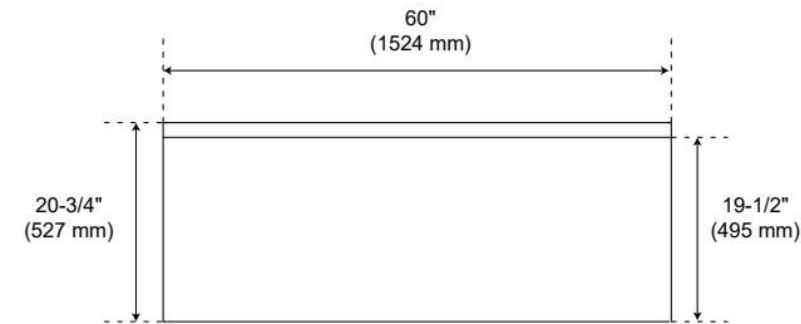
ADDITIONAL FEATURES

- All dimensions ($\pm 1/2"$).
- Textured slip-resistant bottom.
- Pre-leveled base.
- 53-gallon (200.6-Liters) operating capacity.
- Intuitive electronic control pad.
- 8 Strategically placed air jets move water with increased pressure for an invigorating bathing experience.
- Whirlpool system uses a powerful 1.75hp, 10.9 amp whirlpool pump.
- Integral tile flange and skirt.
- Safety Suction: Meets all requirements of durability and clog-resistance through standard testing.

REVISED 4/29/2025

60" X 32" SITKA ACRYLIC ALCOVE WHIRLPOOL TUB - WHITE

SKU: 948273-WP
Code: SHSKW6032

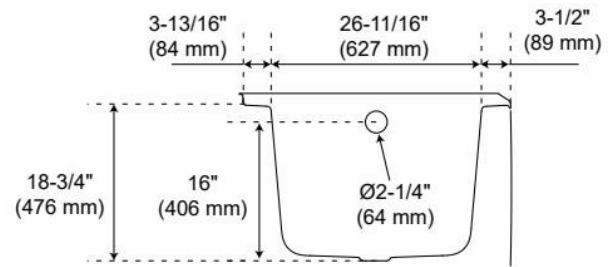
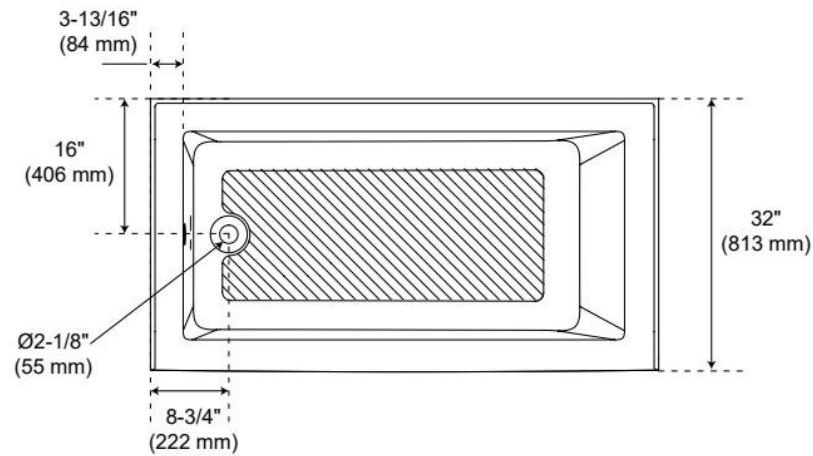
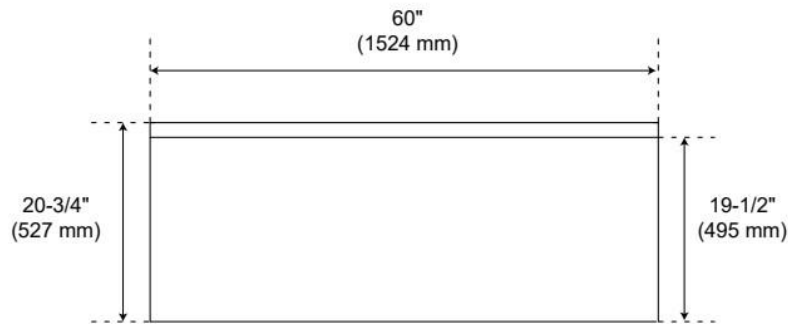


Dimensions of fixtures are nominal and may vary within the range of tolerance established by CSA B45.5-17/IAPMO Z124-2017.

REVISED 4/29/2025

60" X 32" SITKA ACRYLIC ALCOVE WHIRLPOOL TUB - WHITE

SKU: 948273-WP
Code: SHSKW6032



Dimensions of fixtures are nominal and may vary within the range of tolerance established by CSA B45.5-17/IAPMO Z124-2017.

REVISED 4/29/2025