

# COOPER PRESSURE BALANCE SHOWER SET WITH RAINFALL SHOWER HEAD

SKU: 940986

Code: SH433287, SH433288, SH433290, SH433291, SH433292, SH433293, SH433294, SH433295, SH433296, SH433297, SH433298



## FEATURES

Material: Brass

Shower Head Swivel: Yes

Cartridge Type: Ceramic Disc

LISTED ID: 515401, 525440, 515402, 525441, 515398, 515399, 515397, 525442, 515395, 515394, 515396, 515403, 515404, 515405



## ADDITIONAL FEATURES

- Shower system includes ceiling-mount rainfall shower head and pressure balance valve with lever handle.

REVISED 6/2/2024

# COOPER PRESSURE BALANCED SHOWER VALVE

SKU: 940965

Code: SH433221, SH433222, SH433223

## FEATURES

Material: Brass

Diverter Outlets: 1



IAPMO, ASME A112.18.1/CSA B125.1, ASSE 1016 Type P, LISTED ID: 525440, 525441, 525442



## ADDITIONAL FEATURES

REVISED 5/31/2024

# CEILING-MOUNT SHOWER ARM

---

SKU: 904194

Code: SH153843, SH153845, SH153846, SH156379, SH158882, SH158883, SH158884

## FEATURES

Material: Brass

Connection Type: 1/2" NPT



## ADDITIONAL FEATURES


- Includes matching flange.

REVISED 5/24/2024

# CEILING-MOUNT SHOWER ARM

SKU: 904194

Code: SH153843, SH153845, SH153846, SH156379, SH158882, SH158883, SH158884



REVISED 5/24/2024

# BOSTONIAN RAINFALL NOZZLE SHOWER HEAD

SKU: 926392

Code: SH250950, SH250941, SH250942, SH250953, SH250944, SH250947, SH250954, SH250946, SH482193, SH250949, SH250951, SH482194, SH250948, SH250956, SH482191, SH250945, SH482192, SH250943, SH250940, SH250958, SH250955, SH250959



## FEATURES

Material: Brass

LISTED ID: 515394, 515395, 515396, 564662, 515397, 564663, 515398, 564664, 515399, 564665, 515401, 515402, 515403, 515404, 515405



## ADDITIONAL FEATURES

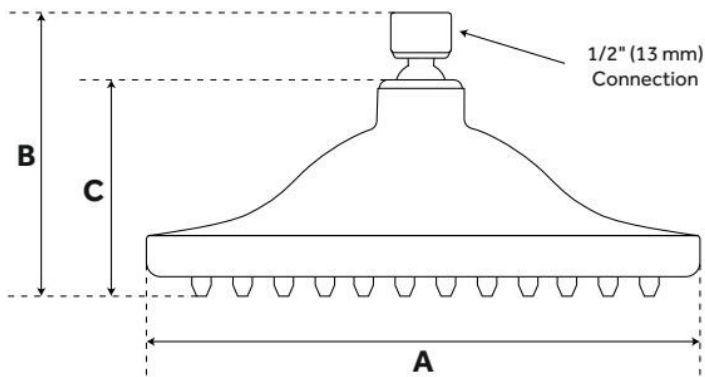
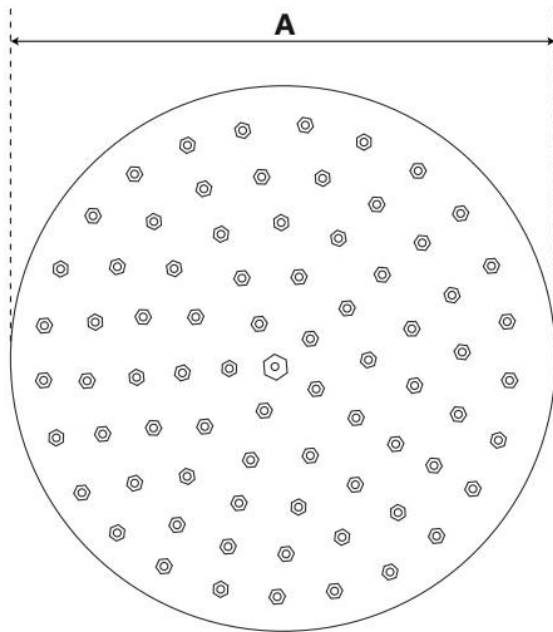
Can be installed on a ceiling-mount or wall mount shower arm. 6", 8" and 10" shower heads are adjustable and feature a swivel connection. 12" shower head is stationary and does not swivel.

REVISED 5/24/2024

# BOSTONIAN RAINFALL NOZZLE SHOWER HEAD

SKU: 926392

Code: SH250950, SH250941, SH250942, SH250953, SH250944, SH250947, SH250954, SH250946, SH482193, SH250949, SH250951, SH482194, SH250948, SH250956, SH482191, SH250945, SH482192, SH250943, SH250940, SH250958, SH250955, SH250959



Reference A	Reference B	Reference C
5-1/4" (133 mm)	3" (76 mm)	2" (51 mm)
7-3/4" (197 mm)	3-1/2" (89 mm)	2-1/2" (64 mm)
10" (254 mm)	3-1/2" (89 mm)	3" (76 mm)
12" (305 mm)	4-1/4" (108 mm)	3-1/4" (83 mm)

REVISED 5/24/2024