



INSTALLATION INSTRUCTIONS

Components List:

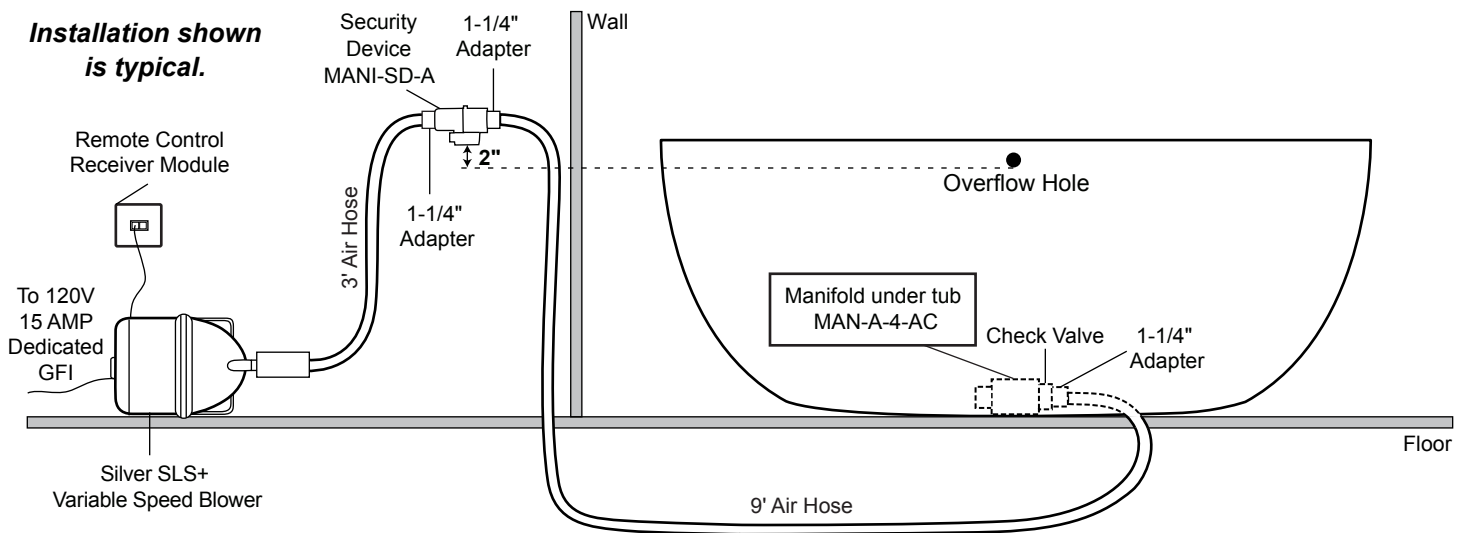
- BM-TWP Ball Check Valve Jets
- MANI-SD-A Security Device
- MAN-A-4-AC Manifold
- Silver SLS+ Variable Speed Blower

59" Keren

Freestanding Acrylic Air Bath Tub With Overflow

Install blower behind a wall (with an access panel) or in a closet. Blower can also be installed under floor. Ensure the Security device, MANI-SD-A, is at least 2" above the bottom of overflow hole. Security device and hose can be mounted in wall.

Installation shown is typical.



INSIDE OF BATH TUB

Features:

- (12) Maxi Air Jets with 24 openings



Elbows for air jets

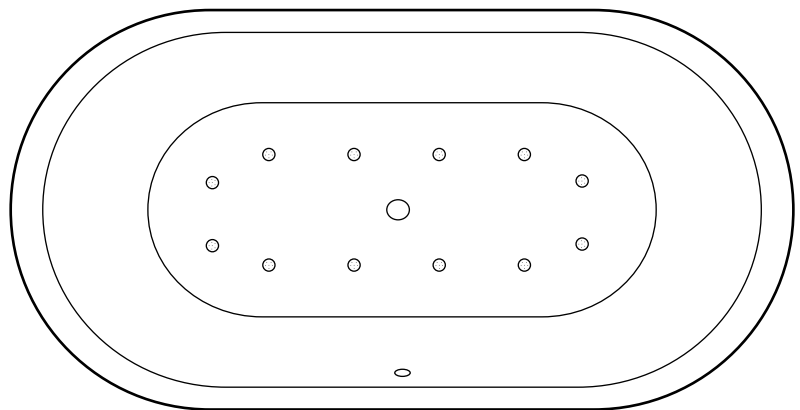


Tees for air jets

- Remote Control CG+/RTC-SENSOR-WP



12-15 year battery life





INSTALLATION INSTRUCTIONS

Components List:

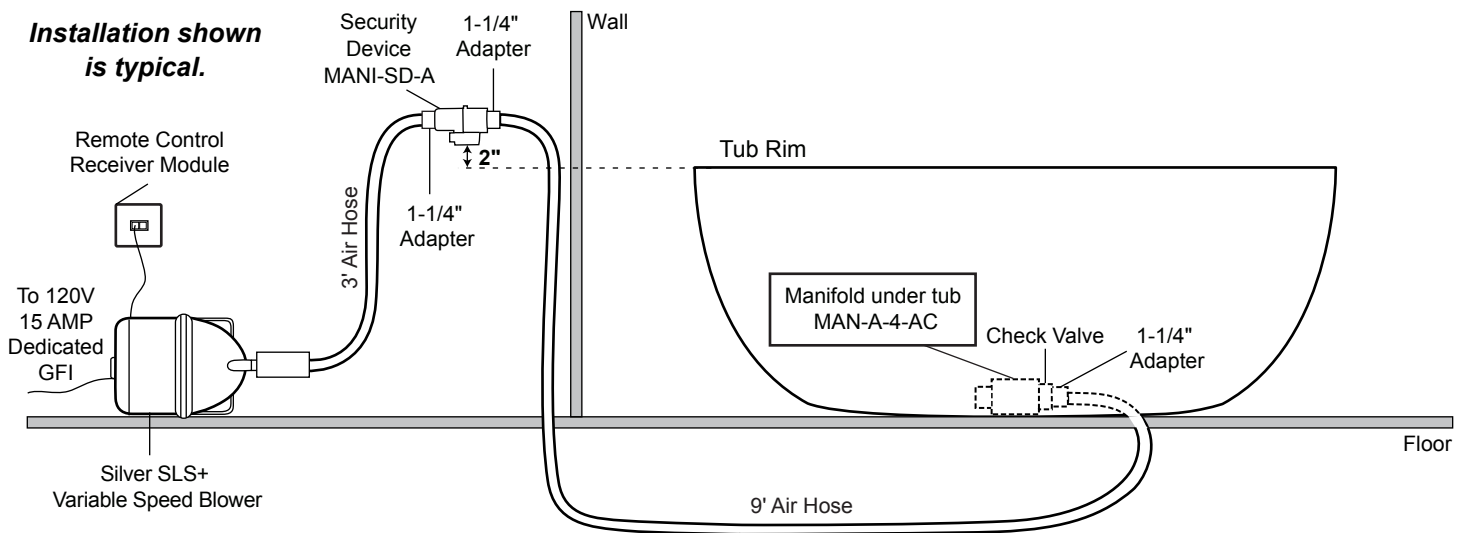
- BM-TWP Ball Check Valve Jets
- MANI-SD-A Security Device
- MAN-A-4-AC Manifold
- Silver SLS+ Variable Speed Blower

59" Keren

Freestanding Acrylic Air Bath Tub Without Overflow

Install blower behind a wall (with an access panel) or in a closet. Blower can also be installed under floor. Ensure the Security device, MANI-SD-A, is at least 2" above the tub rim. Security device and hose can be mounted in wall.

Installation shown is typical.



INSIDE OF BATH TUB

Features:

- (12) Maxi Air Jets with 24 openings

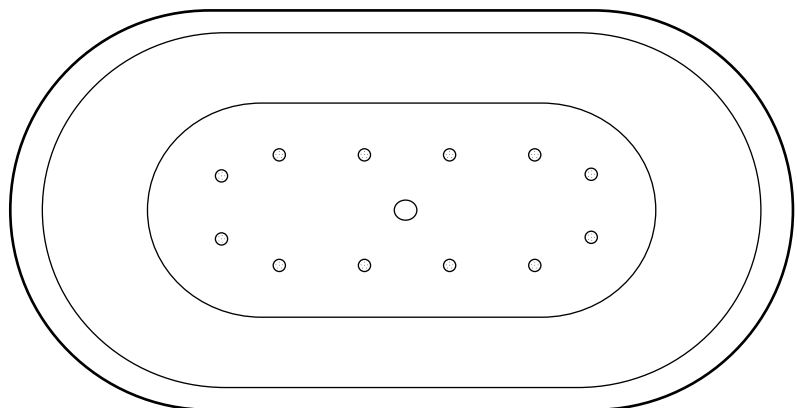


Elbows for air jets Tees for air jets

- Remote Control CG+/RTC-SENSOR-WP



12-15 year battery life





SPECIFICATIONS

| | |
|------------------------------|---|
| Dimensions | 59" L x 34-7/8" W (front to back) x 22-5/8" H |
| Water Capacity | |
| without overflow | 54 gallons |
| with overflow | 45 gallons |
| Water Depth | |
| to top of tub | 17-1/2" H |
| to overflow | 14-3/4" H |
| Tub Weight Uncrated | 90 lbs. |
| Tub Rim | 1-1/2" |
| Faucet Configurations | no faucet drilling |

59" Keren

Freestanding Acrylic
Air Bath Tub

All measurements are approximate.

