



148 Prairie




162 Arid




579 Granite



581 Ridge



583 Slab




584 Cavern



585 Boulder




586 Mineral




588 Bluff



147 Glacier



595 Alloy




596 Quarry




597 Cascade



599 Pebble



611 Rust



787 Ore



788 Canyon



789 Sediment



5001 Graphite



5002 Lava

# INTREPID PLUS TILE









**PRO** series

<b>Style Number</b>	Intrepid Plus Tile 2026V
<b>Size</b>	12" x 24"
<b>Thickness</b>	6.5 mm
<b>Wear Layer</b>	20 mil
<b>Finish</b>	ScufResist® Platinum
<b>Edge Description</b>	Accent Bevel
<b>SF per Carton</b>	16.00
<b>SF per Pallet</b>	1,056.00
<b>Installation</b>	Fold-N-Tap
<b>Installation Grade</b>	Above, On, Below
<b>Ortho-Phthalates Free</b>	Yes
<b>Embossed In Register</b>	No
<b>FloorScore Certified</b>	Yes
<b>Residential Warranty</b>	Lifetime
<b>Commercial Warranty</b>	10 year

## Suggested Adhesive

Style Name	Style Number
Shaw T-180	101LV 4 gal

## Coordinating Trim

					
Baby Threshold*	Multi-Purpose Reducer*	T-Molding*	Quarter Round	Flush Stairnose	Overlap Stairnose*
VSBTB	VSMP6	VSTM6	VSQT6	VFSN3	VSST6
94" L	72" L	72" L	94" L	94" L	94" L

\*packaged with Molding Track

