

SAMSUNG

Product Guide

3400 Series Laundry

WA45T3400AV – Washer

DVE45T3400V – Electric Dryer

DVG45T3400V – Gas Dryer



Table of Contents

WA45T3400AV – Top Load Washer

Product Overview

Product Overview 4

Carousel Image Order 5

Product Messaging

Features and Benefits 7

Product Specs

Related Products 11

Spec Sheet 12

Energy Guide and User Manual 13

Feature Icons 15

DVE45T3400V – Top Load Electric Dryer

DVG45T3400V – Top Load Gas Dryer

Product Overview

Product Overview 17

Carousel Image Order 18

Product Messaging

Features and Benefits 20

Product Specs

Related Products 24

Spec Sheet 25

User Manual 26

Feature Icons 28

Product Overview

**WA45T3400AV – 4.5 cu. ft. Capacity Top Load Washer
with Active WaterJet**

Product Overview

Product Title

4.5 cu. ft. Capacity Top Load Washer with Active WaterJet


Product Short Description (136 Characters)

Samsung's Top Load washer is equipped with Active WaterJet to help pretreat clothes and Vibration Reduction Technology+ to reduce noise.

Product Long Description (275 Characters)

Samsung's Large 4.5 cu. ft. Capacity Top Load washer fits more in every load and cuts down on laundry time. It is equipped with Active WaterJet that lets you pretreat heavily soiled and stained clothes and Vibration Reduction Technology+ that reduces noise for quiet washing.

Available Color



Black Stainless Steel

Model Number: WA45T3400AV

UPC: 887276433431



Carousel Image Order

Easy Ads links




Retail.com: <http://www.samsungeasyads.com/mm/nicePath/easyads?nav=pr659326033>
Samsung.com: <http://www.samsungeasyads.com/mm/nicePath/easyads?nav=pr659326034>






Product Messaging

**WA45T3400AV – 4.5 cu. ft. Capacity Top Load Washer
with Active WaterJet**



Features and Benefits – WA45T3400AV

Headline	Feature Name	Long Body Copy	Short Body Copy	Associated Image
<p>Fit more for fewer loads</p>	<p>Large 4.5 cu. ft. Capacity</p>	<p>Fewer loads, less time in the laundry room, and more time doing the things you love.</p>	<p>Fewer loads, less time in the laundry room.</p>	
<p>Pretreat with a push of a button</p>	<p>Active WaterJet</p>	<p>A built-in water faucet lets you easily pretreat soiled or heavily stained clothes with a press of a button. Scrub items right inside your washer, no laundry room sink needed.</p>	<p>Built-in water faucet lets you easily pretreat heavily soiled and stained clothes.</p>	
<p>Quiet washing anytime, any place</p>	<p>Vibration Reduction Technology+</p>	<p>Do your laundry without disturbing anyone at any time and in any place. Innovative Vibration Reduction Technology+ reduces noise and vibration for quiet washing.</p>	<p>Reduces noise and vibration.</p>	

Features and Benefits – WA45T3400AV (Continued)

Headline	Feature Name	Long Body Copy	Short Body Copy	Associated Image
<p>Keep your washer fresh and clean</p>	<p>Self Clean</p>	<p>Keep your washer fresh and clean with Self Clean technology, which eliminates dirt and bacteria that can form in any washer tub. Self Clean will notify you every twenty wash cycles when it is time for a cleaning.</p>	<p>Eliminates dirt and bacteria to keep your washer fresh and clean.</p>	
<p>Extra water when you need it most</p>	<p>Extra High Water Level</p>	<p>Ensure that all of your items are thoroughly soaked by selecting Extra High Water Level before starting your laundry.</p>	<p>Extra High Water Level thoroughly soaks all of your items.</p>	
<p>Soft-Close Lid</p>	<p>N/A</p>	<p>The premium Soft-Close Lid keeps you and your family protected by closing safely, gently and quietly.</p>	<p>Soft-Close Lid closes safely, gently and quietly.</p>	

Features and Benefits – WA45T3400AV (Continued)

Headline	Feature Name	Long Body Copy	Short Body Copy	Associated Image
<p>Easy to troubleshoot</p>	<p>Smart Care</p>	<p>Easy troubleshooting from the convenience of your smartphone.* Smart Care interacts with your washer and dryer to perform an immediate diagnosis and offer quick solutions.</p> <p>*Requires Samsung Smart Washer/Dryer App. The Samsung Smart Washer/Dryer App supports Android OS 2.3.6 or later and iOS 3 or later for iPhone models. Smart Washer/Dryer App available in App Store and Play Store.</p>	<p>Easy troubleshooting from the convenience of your smartphone.*</p> <p>*Requires Samsung Smart Washer/Dryer App. The Samsung Smart Washer/Dryer App supports Android OS 2.3.6 or later and iOS 3 or later for iPhone models. Smart Washer/Dryer App available in App Store and Play Store.</p>	
<p>Diamond Drum Design</p>	<p>N/A</p>	<p>The diamond drum interior helps extend clothing life by treating fabrics gently. Small water holes help prevent fabrics from snagging and being damaged, allowing fabric care with deep-clean results.</p>	<p>The diamond drum interior helps extend clothing life by treating fabrics gently.</p>	

Product Specs

**WA45T3400AV – 4.5 cu. ft. Capacity Top Load Washer
with Active WaterJet**

Related Products

Dryer Series

DVE45T3400V
DVG45T3400V

Spec Sheet

Easy Ads link

<http://www.samsungeasyads.com/mm/nicePath/easyads?nav=pr659339873>

WA45T3400AV

Samsung 4.5 cu. ft. Capacity Top Load Washer with Active WaterJet



SAMSUNG

Signature Features

Large 4.5 cu. ft. Capacity

- Fewer loads, less time in the laundry room, and more time doing the things you love.

Active WaterJet

- Built-in water faucet lets you easily pretreat heavily soiled and stained clothes with a press of a button.

Vibration Reduction Technology+

- Reduces noise and vibration for extra quiet washing.



Large 4.5 cu. ft. Capacity Active WaterJet

Available Color

Black Stainless Steel

Features

- Large 4.5 cu. ft. Capacity
- Active WaterJet
- Vibration Reduction Technology+
- Self Clean
- Smart Care*
- Diamond Drum Interior
- Soft-Close Lid
- 700 RPM Maximum Spin Speed
- AC Motor
- 10 Preset Washing Cycles
- 6 Additional Washing Options
- 5 Temperature Levels
- LED Display: Ice Blue

Convenience

- Child Lock
- Dispenser Trays: Main Wash, Softener, Bleach

Rating

IMEF = 1.57
IWF = 6.5
240 kWh/yr

Electrical Requirements:

120V / 60Hz
15 Amps

*Requires Samsung Smart Washer/Dryer App. The Samsung Smart Washer/Dryer App supports Android OS 2.3.6 or later and iOS 3 or later for iPhone models. Samsung Smart Washer/Dryer App available in App Store and Play Store.

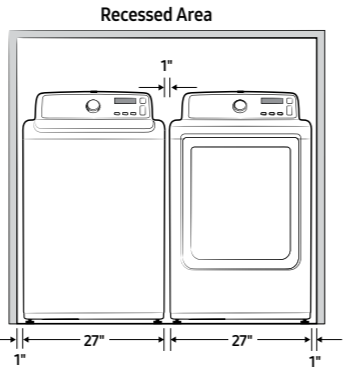
WA45T3400AV

Samsung 4.5 cu. ft. Capacity Top Load Washer with Active WaterJet

SAMSUNG

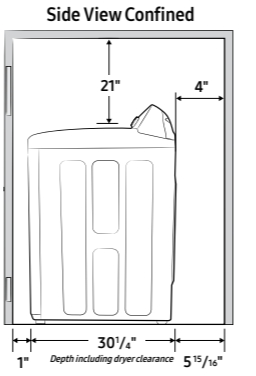
Installation Specifications

Alcove or closet installation



Recessed Area

Side View Confined

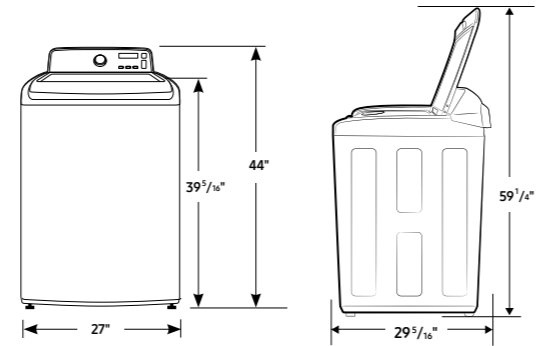


Side View Confined

Minimum clearances for closets and alcoves:
Sides – 1”
Top – 21”
Rear – 5 7/16”
Closet Front – 1”

If both the washer and a dryer are installed in the same location, the front of the alcove or closet must have two unobstructed air openings for a combined minimum total area of 72-inch². This clearance requirement is applicable for washers only.
For dryer's clearance requirement, see the dryer's user manual.

Dimensions



10 Preset Washing Cycles:
Normal, Bedding/Waterproof, Heavy Duty, Permanent Press, Delicates, Quick Wash, Self Clean, Rinse and Spin, Spin Only, Deep Wash

6 Additional Washing Options:
Delay End, Presoak, Extra Rinse, Sound On/Off, Child Lock, Smart Care

5 Temperature Levels:
Hot, Warm, Eco Warm, Cool, Cold

3 Soil Levels:
Heavy, Normal, Light

Dispenser Trays:
Main Wash, Softener, Bleach

Warranty
One (1) Year Parts and Labor
Three (3) Years Stainless Steel Tub (Part Only)
Five (5) Years AC Motor (Part Only)

Product Dimensions & Weight (WxHxD)
Dimensions: 27" x 44" x 29 5/16"
Weight: 134.5 lbs

Shipping Dimensions & Weight (WxHxD)
Dimensions: 29 7/16" x 46 7/16" x 31"
Weight: 145.5 lbs

Color	Model #	UPC Code
Black	WA45T3400AV	887276433431
Stainless Steel	DVE45T3400V	887276430614
Black	DVG45T3400V	887276430621
Stainless Steel		

Matching Dryer (Electric/Gas)
Black Stainless Steel DVE45T3400V 887276430614
Black Stainless Steel DVG45T3400V 887276430621

Actual color may vary. Design, specifications, and color availability are subject to change without notice. Non-metric weights and measurements are approximate.
©2020 Samsung Electronics America, Inc. 85 Challenger Road, Ridgefield Park, NJ 07660. Tel: 800-SAMSUNG, samsung.com. Samsung is a registered trademark of Samsung Electronics Co. Ltd.

Washer Spec Sheet - front

Washer Spec Sheet - back

Energy Guide and User Manual

Easy Ads link

<http://www.samsungeasyads.com/mm/nicePath/easyads?nav=pr659339873>

U.S. Government Federal law prohibits removal of this label before consumer purchase.

ENERGYGUIDE

Clothes Washer Capacity Class: Standard Samsung Models WA45T32**A* WA45T34**A* Capacity (tub volume): 4.5 cubic feet

Compare ONLY to other labels with yellow numbers.
Labels with yellow numbers are based on the same test procedures.

Estimated Yearly Energy Cost
(when used with an electric water heater)

\$29

\$8 Cost Range of Similar Models \$51

240 kWh
Estimated Yearly Electricity Use

\$18
Estimated Yearly Energy Cost
(when used with a natural gas water heater)

- Your cost will depend on your utility rates and use.
- Cost range based only on standard capacity models.
- Estimated energy cost based on six wash loads a week and a national average electricity cost of 12 cents per kWh and natural gas cost of \$1.09 per therm.

ftc.gov/energy

Energy Guide

Washer

User manual
WA45T3400**

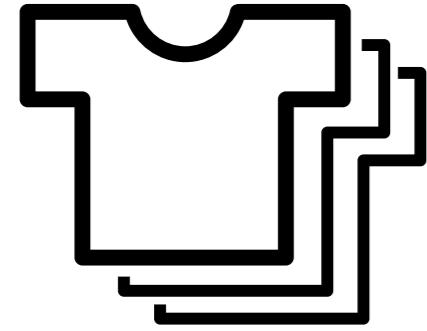
SAMSUNG

User Manual

Feature Icons

**WA45T3400AV – 4.5 cu. ft. Capacity Top Load Washer
with Active WaterJet**

Feature Icons




Large 4.5 cu. ft.
Capacity




Active WaterJet



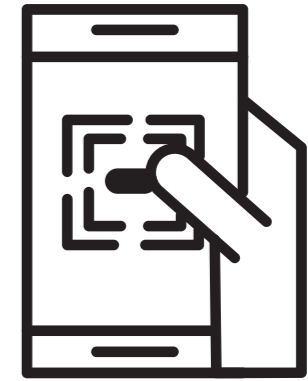
Vibration Reduction
Technology+



Self Clean



Extra High
Water Level



Smart Care

Product Overview

**DVE45T3400V & DVG45T3400V - Large 7.4 cu. ft. Capacity
Top Load Dryer with Sensor Dry**

Product Overview

Product Title

Large 7.4 cu. ft. Capacity Top Load Dryer with Sensor Dry


Product Short Description (126 Characters)

Samsung's 7.4 cu. ft. capacity dryers feature Sensor Dry and 10 Preset Drying Cycles, so you can do fewer loads in less time.

Product Long Description (248 Characters)

Samsung's Large 7.4 cu. ft. Capacity Top Load dryer fits more in every load, cutting down on laundry time. It features Sensor Dry that helps prevent overdrying for optimal fabric care, and has 10 Preset Drying Cycles to best suit your drying needs.

Available Color



Black Stainless Steel

Model Number: DVE45T3400V

UPC: 887276430614

Model Number: DVG45T3400V

UPC: 887276430621



Carousel Image Order




Easy Ads links

Retail.com: <http://www.samsungeasyads.com/mm/nicePath/easyads?nav=pr659326181>
Samsung.com: <http://www.samsungeasyads.com/mm/nicePath/easyads?nav=pr659326184>






Product Messaging

**DVE45T3400V & DVG45T3400V - Large 7.4 cu. ft. Capacity
Top Load Dryer with Sensor Dry**

Features and Benefits – DVE(G)45T3400V				
Headline	Feature Name	Long Body Copy	Short Body Copy	Associated Image
Worry-free drying	Sensor Dry	<p>Automatically optimizes the time and temperature of your drying cycle to protect your clothes from heat damage, while avoiding excess energy use.*</p> <p>*The Sensor Dry icon turns on when in use.</p>	<p>Helps prevent overdrying for optimal fabric care.*</p> <p>*The Sensor Dry icon turns on when in use.</p>	
Fit more for fewer loads	Large 7.4 cu. ft. Capacity	<p>Fewer loads, less time in the laundry room and more time doing the things you love.</p>	<p>Fewer loads, less time in the laundry room.</p>	
10 Preset Drying Cycles	N/A	<p>More cycles to cover almost every drying need for your active family.</p>	<p>More cycles to best suit your drying needs.</p>	

Features and Benefits – DVE(G)45T3400V (Continued)

Headline	Feature Name	Long Body Copy	Short Body Copy	Associated Image
<p>Easy to troubleshoot</p>	<p>Smart Care</p>	<p>Easy troubleshooting from the convenience of your smartphone.* Smart Care interacts with your washer and dryer to perform an immediate diagnosis and offer quick solutions.</p> <p><small>*Requires Samsung Smart Washer/Dryer App. The Samsung Smart Washer/Dryer App supports Android OS 2.3.6 or later and iOS 3 or later for iPhone models. Smart Washer/Dryer App available in App Store and Play Store.</small></p>	<p>Easy troubleshooting from the convenience of your smartphone.*</p> <p><small>*Requires Samsung Smart Washer/Dryer App. The Samsung Smart Washer/Dryer App supports Android OS 2.3.6 or later and iOS 3 or later for iPhone models. Smart Washer/Dryer App available in App Store and Play Store.</small></p>	
<p>Flexible opening</p>	<p>Reversible Dryer Door</p>	<p>Choose the direction your dryer door opens to better suit your laundry room layout.</p>	<p>Choose the direction your dryer door opens.</p>	
<p>Stop the fluff</p>	<p>Lint Filter Indicator</p>	<p>Stop worrying about lint or fluff building-up and blocking your dryer's air intake. The Filter Check Indicator light on the control panel will provide you with a helpful reminder when it is time to clean the filter, so your dryer maintains optimal performance.</p>	<p>The Filter Check Indicator light lets you know when it is time to clean the filter.</p>	

Features and Benefits – DVE(G)45T3400V (Continued)

Headline	Feature Name	Long Body Copy	Short Body Copy	Associated Image
7 Additional Drying Options	N/A	Seven convenient drying options provide optimal care for all fabric types to keep clothes looking their best.	Further options to provide optimal care for all fabric types.	N/A
4 Temperature Levels	N/A	Choose from High, Medium, Low and Extra Low temperature levels to dry your clothes gently and thoroughly.	Ideal temperatures to dry your clothes gently and thoroughly.	N/A

Product Specs

**DVE45T3400V & DVG45T3400V - Large 7.4 cu. ft. Capacity
Top Load Dryer with Sensor Dry**

Related Products

Washer Series	Dryer Vent Kit
WA45T3400AV	DV-2A

Spec Sheets

Easy Ads link

<http://www.samsungeasyads.com/mm/nicePath/easyads?nav=pr659339760>

DVE45T3400V

Samsung 7.4 cu. ft. Capacity Top Load Electric Dryer with Sensor Dry



SAMSUNG

Signature Features

Sensor Dry

- Helps prevent overdrying for optimal fabric care.

Large 7.4 cu. ft. Capacity

- Fewer loads, less time in the laundry room, and more time doing the things you love.

10 Preset Drying Cycles

- More cycles to cover almost every drying need for your active family.

Available Color

Black Stainless Steel




Features

- Sensor Dry
- Large 7.4 cu. ft. Capacity
- 10 Preset Drying Cycles
- Reversible Dryer Door
- Smart Care*
- 7 Additional Drying Options
- 4 Temperature Levels
- Wrinkle Prevent
- 4-Way Venting
- Powder Coat Interior
- LED Display: Ice Blue

Convenience

- Child Lock
- Filter Check Indicator

Rating

644 kWh/yr

Electrical Requirement:

120V / 240V / 60Hz
30 Amps

*Requires Samsung Smart Washer/Dryer App. The Samsung Smart Washer/Dryer App supports Android OS 2.3.6 or later and iOS 3 or later for iPhone models. Samsung Smart Washer/Dryer App available in App Store and Play Store.

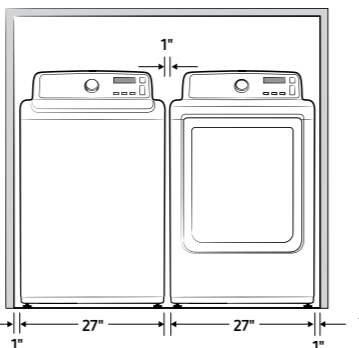
DVE45T3400V

Samsung 7.4 cu. ft. Capacity Top Load Electric Dryer with Sensor Dry

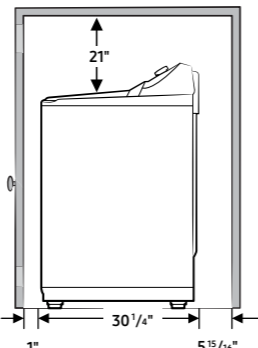
SAMSUNG

Installation Specifications

Alcove or closet installation



Side View Confined



4-Way Venting

10 Preset Drying Cycles:
Normal, Heavy Duty, Permanent Press, Bedding, Delicates, Sanitize, Time Dry, Air Fluff, Quick Dry, Wrinkle Release

7 Additional Drying Options:
Mixed Load Bell, Wrinkle Prevent, Adjust Time (Up), Adjust Time (Down), Child Lock, Sound On/Off, Smart Care

4 Temperature Levels:
High, Medium, Low, Extra Low

4 Dry Levels:
Very Dry, More Dry, Normal Dry, Damp Dry

Warranty
One (1) Year Parts and Labor

Product Dimensions & Weight (WxHxD)
Dimensions: 27" x 44" x 30 1/4"
Weight: 110.2 lbs

Shipping Dimensions & Weight (WxHxD)
Dimensions: 29 1/8" x 46 7/8" x 31 3/16"
Weight: 119.0 lbs

Weather hood type	Recommended	Use only for short-run installation
	4"	2.5"
Number of 90° elbows	Rigid	Rigid
0	80 ft.	74 ft.
1	68 ft.	62 ft.
2	57 ft.	51 ft.
3	47 ft.	41 ft.

Electric **Model #** **UPC Code**

Black DVE45T3400V 887276430614

Stainless Steel

Gas

Black DVG45T3400V 887276430621

Stainless Steel

Matching Washer

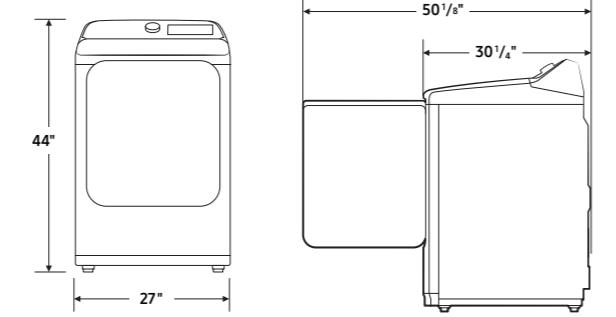
Black WA45T3400AV 887276433431

Stainless Steel

Accessories

Vent Kit DV-2A 887276146416

Dimensions



Minimum clearances for closets and alcoves:

Sides – 1"
Top – 21"
Rear – 5 3/4"
Closet Front – 1"

If both the washer and a dryer are installed in the same location, the front of the alcove or closet must have two unobstructed air openings for a combined minimum total area of 72-inch². This clearance requirement is applicable for washer and dryer pair installation.

For washer's clearance requirement, see the washer's user manual.

Actual color may vary. Design, specifications, and color availability are subject to change without notice. Non-metric weights and measurements are approximate. ©2020 Samsung Electronics America, Inc. 85 Challenger Road, Ridgefield Park, NJ 07660. Tel: 800-SAMSUNG. samsung.com. Samsung is a registered trademark of Samsung Electronics Co., Ltd.

DVG45T3400V

Samsung 7.4 cu. ft. Capacity Top Load Gas Dryer with Sensor Dry



SAMSUNG

Signature Features

Sensor Dry

- Helps prevent overdrying for optimal fabric care.

Large 7.4 cu. ft. Capacity

- Fewer loads, less time in the laundry room, and more time doing the things you love.

10 Preset Drying Cycles

- More cycles to cover almost every drying need for your active family.

Available Color

Black Stainless Steel




Features

- Sensor Dry
- Large 7.4 cu. ft. Capacity
- 10 Preset Drying Cycles
- Reversible Dryer Door
- Smart Care*
- 7 Additional Drying Options
- 4 Temperature Levels
- Wrinkle Prevent
- 3-Way Venting
- Powder Coat Interior
- LED Display: Ice Blue

Convenience

- Child Lock
- Filter Check Indicator

Electrical Requirement:

120V / 60Hz
15 Amps

*Requires Samsung Smart Washer/Dryer App. The Samsung Smart Washer/Dryer App supports Android OS 2.3.6 or later and iOS 3 or later for iPhone models. Samsung Smart Washer/Dryer App available in App Store and Play Store.

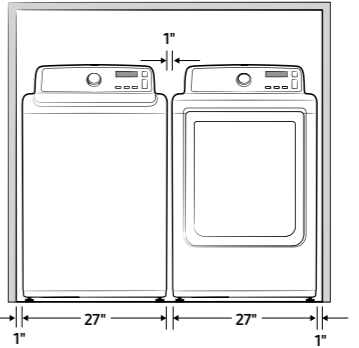
DVG45T3400V

Samsung 7.4 cu. ft. Capacity Top Load Gas Dryer with Sensor Dry

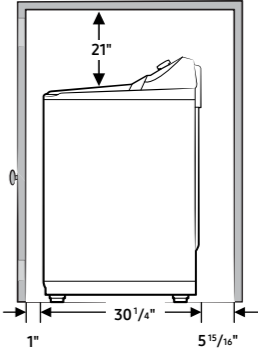
SAMSUNG

Installation Specifications

Alcove or closet installation



Side View Confined



3-Way Venting

10 Preset Drying Cycles:
Normal, Heavy Duty, Permanent Press, Bedding, Delicates, Sanitize, Time Dry, Air Fluff, Quick Dry, Wrinkle Release

7 Additional Drying Options:
Mixed Load Bell, Wrinkle Prevent, Adjust Time (Up), Adjust Time (Down), Child Lock, Sound On/Off, Smart Care

4 Temperature Levels:
High, Medium, Low, Extra Low

4 Dry Levels:
Very Dry, More Dry, Normal Dry, Damp Dry

Warranty
One (1) Year Parts and Labor

Product Dimensions & Weight (WxHxD)
Dimensions: 27" x 44" x 30 1/4"
Weight: 110.2 lbs

Shipping Dimensions & Weight (WxHxD)
Dimensions: 29 1/8" x 46 7/8" x 31 3/16"
Weight: 119.0 lbs

Weather hood type	Recommended	Use only for short-run installation
	4"	2.5"
Number of 90° elbows	Rigid	Rigid
0	80 ft.	74 ft.
1	68 ft.	62 ft.
2	57 ft.	51 ft.
3	47 ft.	41 ft.

Gas **Model #** **UPC Code**

Black DVG45T3400V 887276430621

Stainless Steel

Electric

Black DVE45T3400V 887276430614

Stainless Steel

Matching Washer

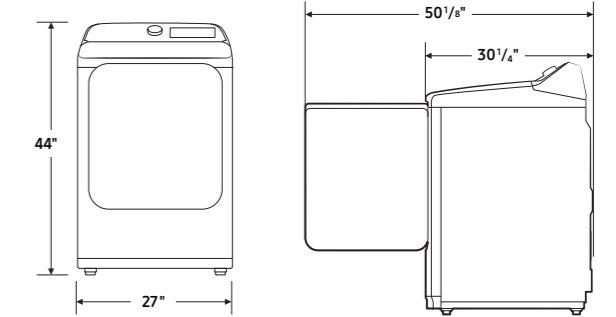
Black WA45T3400AV 887276433431

Stainless Steel

Accessories

Vent Kit DV-2A 887276146416

Dimensions



Minimum clearances for closets and alcoves:

Sides – 1"
Top – 21"
Rear – 5 3/4"
Closet Front – 1"

If both the washer and a dryer are installed in the same location, the front of the alcove or closet must have two unobstructed air openings for a combined minimum total area of 72-inch². This clearance requirement is applicable for washer and dryer pair installation.

For washer's clearance requirement, see the washer's user manual.

Actual color may vary. Design, specifications, and color availability are subject to change without notice. Non-metric weights and measurements are approximate. ©2020 Samsung Electronics America, Inc. 85 Challenger Road, Ridgefield Park, NJ 07660. Tel: 800-SAMSUNG. samsung.com. Samsung is a registered trademark of Samsung Electronics Co., Ltd.

Electric Dryer Spec Sheet - front

Electric Dryer Spec Sheet - back

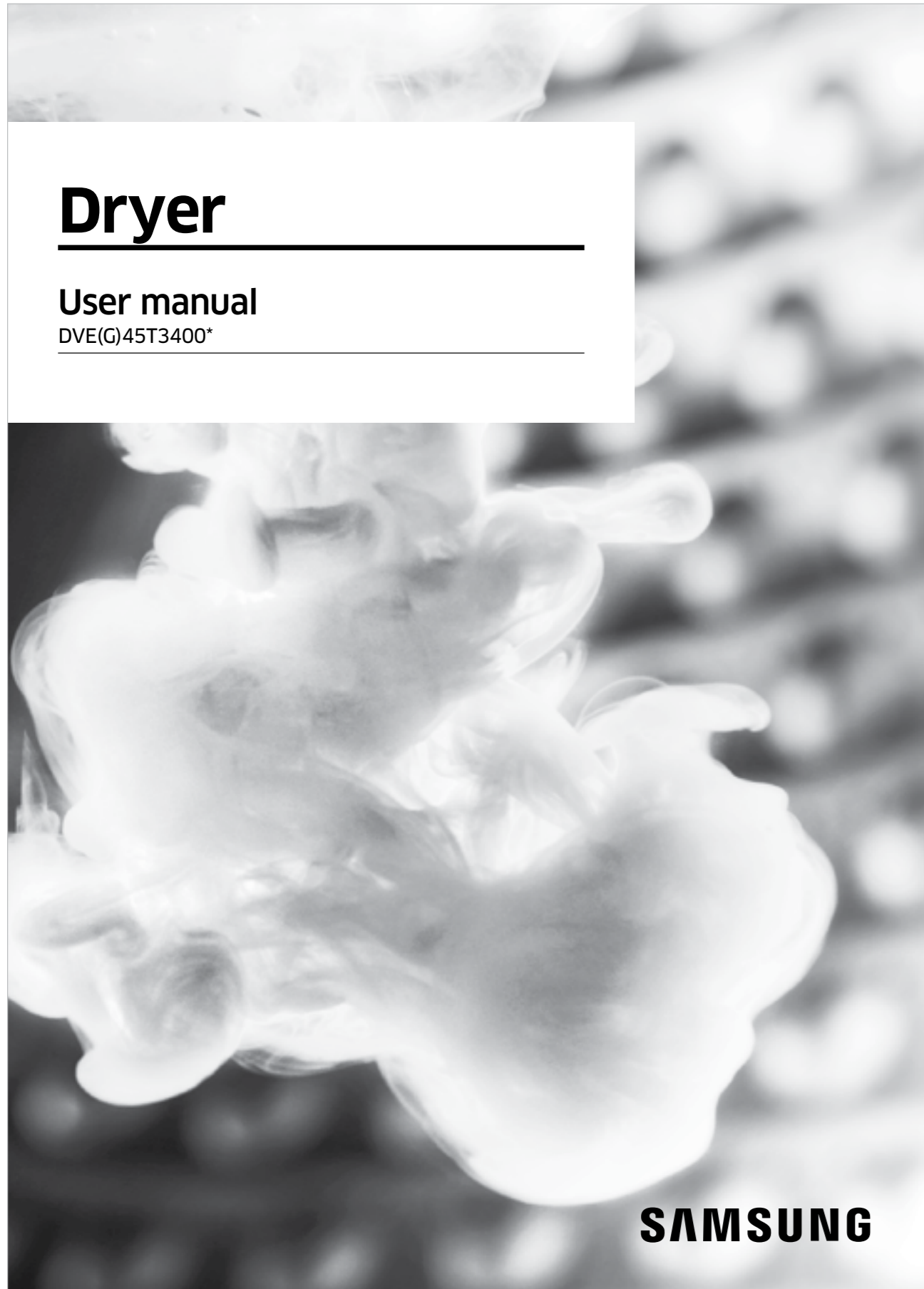
Gas Dryer Spec Sheet - front

Gas Dryer Spec Sheet - back

User Manual

Easy Ads link

<http://www.samsungeasyads.com/mm/nicePath/easyads?nav=pr659339760>

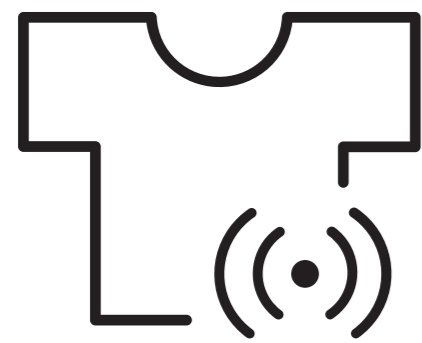


User Manual

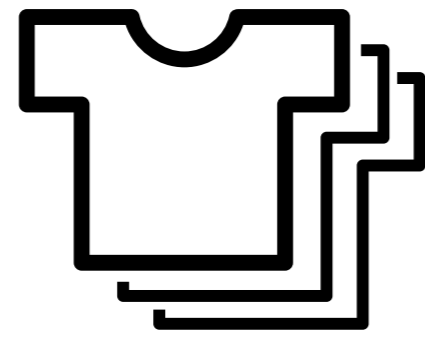
Feature Icons

**DVE45T3400V & DVG45T3400V - Large 7.4 cu. ft. Capacity
Top Load Dryer with Sensor Dry**


Feature Icons




Sensor Dry



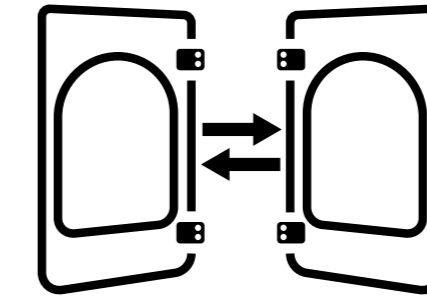
Large 7.4 cu. ft.
Capacity



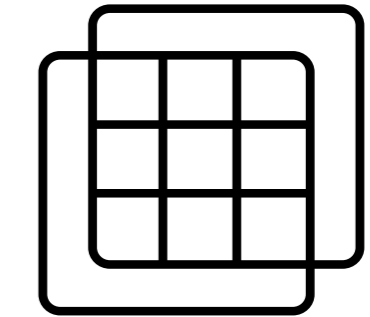
10 Preset Drying Cycles



Smart Care



Reversible Dryer Door



Lint Filter
Indicator

SAMSUNG