

# RVB0824WH

BATHROOM TOPMOUNT SINK

**RUVATI**<sup>®</sup>  
SPECIFICATION SHEET

## MATERIAL

- **PORCELAIN CERAMIC:**  
Thick solid construction for extreme durability.


## FEATURES

- **SMOOTH, GLAZED SURFACE:**  
Non-porous and resistant to scratching, chipping, or crazing.
- **RECTANGULAR BOWL SHAPE:**  
Ensures perfect water drainage and makes it easy to clean.
- **SEMI-RECESSED:**  
Drop-in Topmount



## COLOR

WH: White



cUPC certified by IAPMO to meet US and Canada plumbing standards.  
Codes compliance: ASME A112.19.3/CSA B45.4

## NOMINAL DIMENSIONS

**Exterior:** 23-3/8" (wide) x 16-3/8" (front-to-back)

**Depth:** 6-1/4"

**Minimum Cabinet Size:** 26" wide

**Drain Hole Size:** 1-3/4"

### Installation Type:

Topmount

### Drain Location:

Center

# RUVATI USA

www.ruvati.com

Phone: 1.855.478.8284  
Email: support@ruvati.com

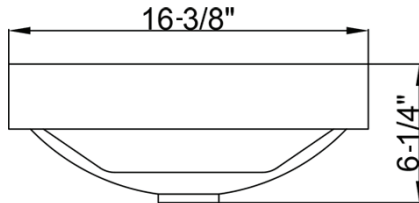
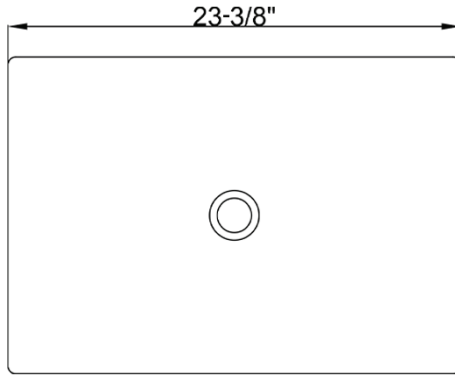
**SOLD SEPARATELY**



Popup Drain  
[RVA5102WH/CH]

---

**DIMENSIONS**



Register your product at [www.ruvati.com/register](http://www.ruvati.com/register).