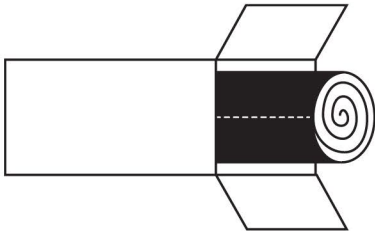


Hybrid Mattress

INSTRUCTIONS

STEP
1



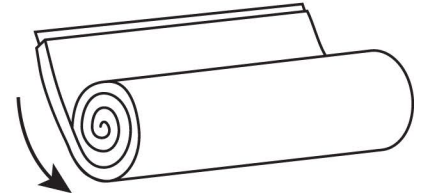
Move mattress to your desired room location. Lay box on its side. Clear an area on the floor large enough to allow the mattress to lay flat.

STEP
2



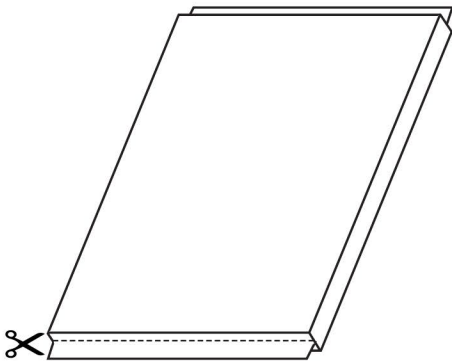
Remove bagged mattress and carefully cut the outside PE bag on the red line making sure you do not cut into the inner plastic wrap.

STEP
3



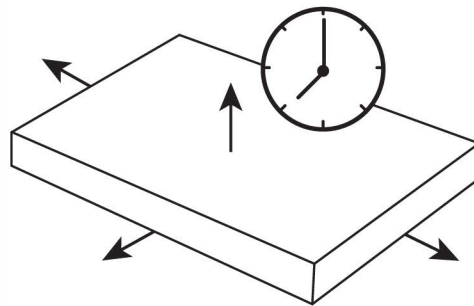
Completely unroll the compressed mattress onto a clean flat surface.

STEP
4



Cut open a small section of the plastic in one corner. The mattress will inflate to full size and the mattress can be removed.

STEP
5



Your mattress is now ready to use. Please allow 48 - 72 hours for complete expansion.

- * Your mattress has been compressed for easy and efficient delivery and setup. We know you are excited to put it to use!
- * Please unwrap it carefully, as your mattress is eager to get out of this small box.
- * And, give your mattress time to decompress. It just needs a moment to relax and recharge itself into an optimal position.
- * Lastly, it is natural to sense a subtle odor once unpackaged, so no hard feelings. This too shall pass and you both will be like peas in a pod in no time.