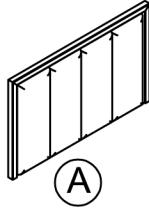
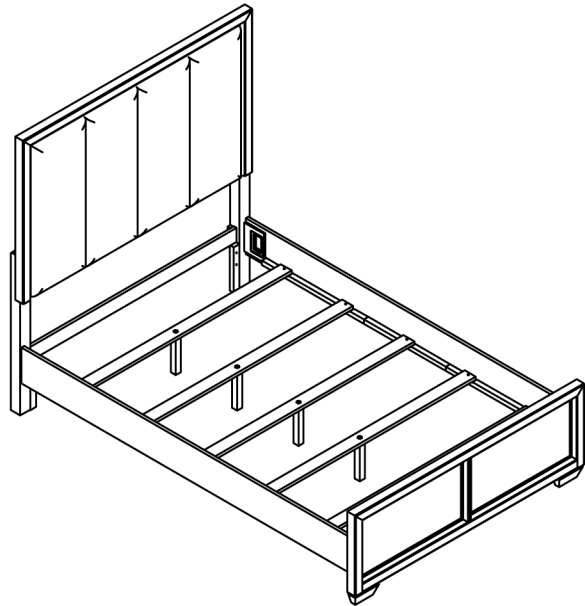


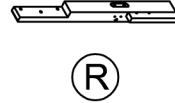


PARTS LIST / LISTE DES PIÈCES / LISTA DE PIEZAS

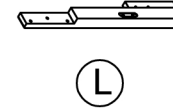
DESCRIPTION / DESCRIPCIÓN : 4/6 Upholstered Headboard - Tête de lit double capitonnée - Cabecera tapizada de 4/6  
 4/6 Panel Footboard With Slats - Pied de lit double avec lattes - Pie de cama estilo panel de 4/6 con listones  
 3/3-4/6 Rails - Traverses pour lits simple et double - Travesaños de 3/3-4/6



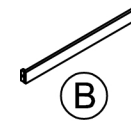
x1 Headboard panel  
 x1 Tête de lit  
 x1 Panel de la cabecera



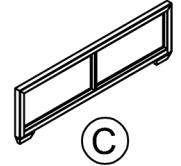
x1 Headboard Legs ( Right) \*  
 x1 Pattes de la tête de lit (gauche et droite)  
 x1 Patas de cabecera (izquierda y derecha)



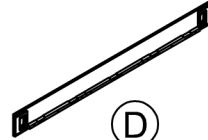
x1 Headboard Legs (Left) \*  
 x1 Pattes de la tête de lit (gauche et droite)  
 x1 Patas de cabecera (izquierda y derecha)



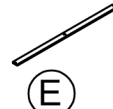
x1 Safety rail \*  
 x1 Garde-corps  
 x1 Baranda de seguridad



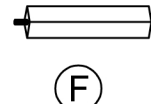
x1 Footboard Panel  
 x1 Pied de lit  
 x1 Panel de pie de cama



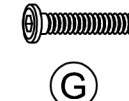
x2 Side Rail  
 x2 Traverse  
 x2 Travesaño lateral



x5 Slats \*  
 x5 Lattes  
 x5 Listones



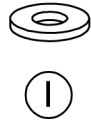
x5 Slat support leg \*  
 x5 Pattes de supports  
 x5 Patas de apoyo de listones



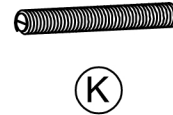
x8 Allen bolt Ø5/16"x50mm \*  
 x8 Vis à tête creuse hexagonale Ø5/16"x50mm  
 x8 Perno Allen Ø5/16"x50mm



x8 Lock washer Ø5/16" \*  
 x8 Rondelle de blocage Ø5/16"  
 x8 Arandela de Seguridad Ø5/16"



x8 Flat Washer Ø5/16"x16x1.5mm \*  
 x8 Rondelle plate Ø5/16"x16x1.5mm  
 x8 Arandela plana Ø5/16"x16x1.5mm



x8 Hanger Bolt Ø5/16"x100mm \*  
 x8 Vis à tête creuse hexagonale-vis Ø5/16"x100mm  
 x8 Perno de suspensión Ø5/16"x100mm



x8 Lock washer Ø5/16" \*  
 x8 Rondelle de blocage Ø5/16"  
 x8 Arandela de Seguridad Ø5/16"



x8 Flat Washer Ø5/16"x16x1.5mm \*  
 x8 Rondelle plate Ø5/16"x16x1.5mm  
 x8 Arandela plana Ø5/16"x16x1.5mm



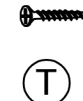
x8 Hex nut Ø5/16"x6mm \*  
 x8 Écrou hexagonal Ø5/16"x6mm  
 x8 Tuerca hexagonal Ø5/16"6mm



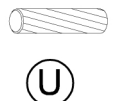
x1 Allen Key 4mm \*  
 x1 Clé hexagonale 4mm  
 x1 Llave Allen 4mm



x1 Open Wrench 12mm \*  
 x1 Clé à fourche 12mm  
 x1 Llave de boca 12mm



x10 Wood Screw #8x25mm \*  
 x10 Vis à bois #8x25mm  
 x10 Tornillo para madera #8x25mm



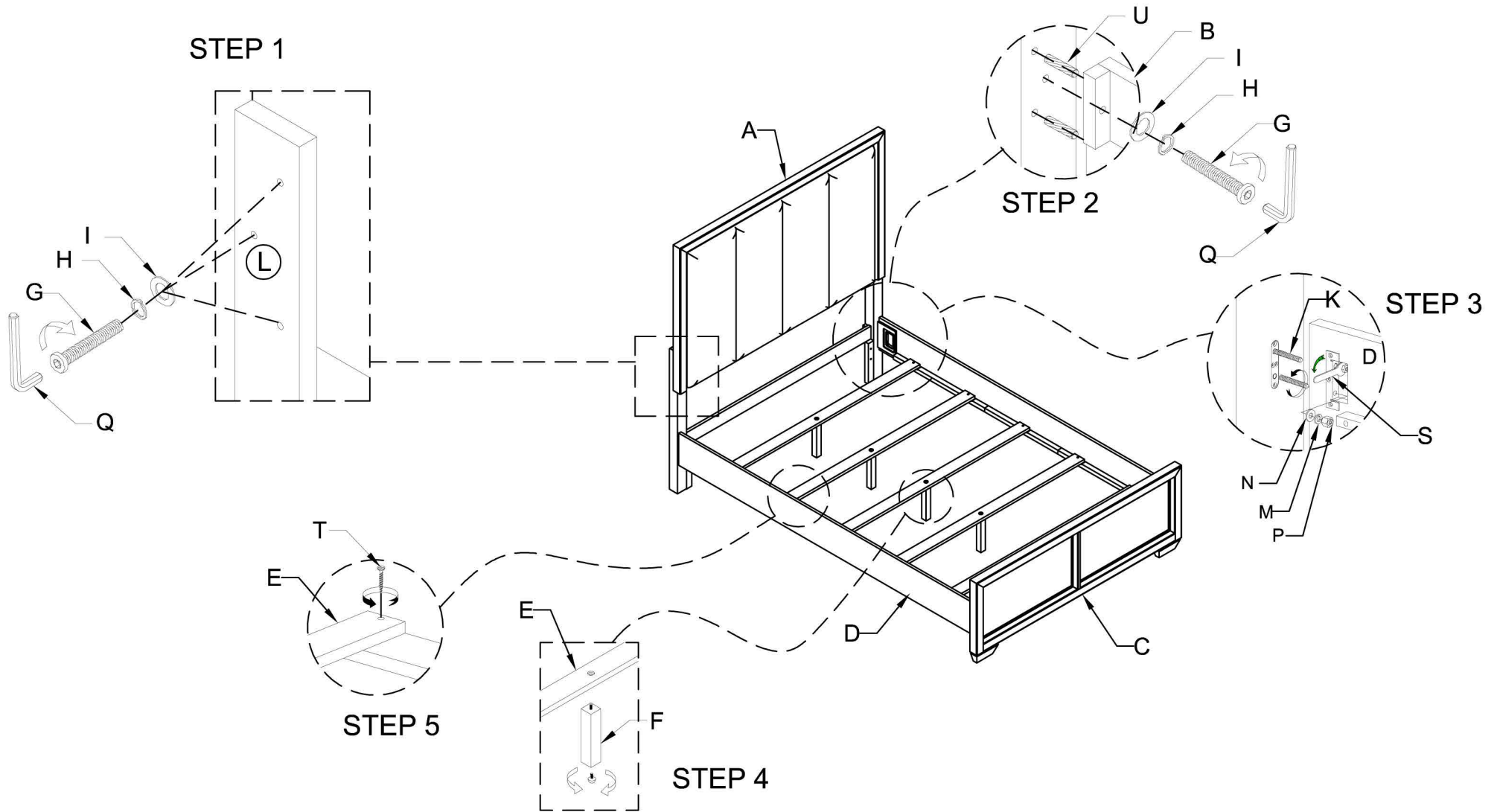
x4 Dowel Ø8x30mm \*  
 x4 Gonjou Ø8x30mm  
 x4 Tarugo Ø8x30mm

\* Replaceable Part



# ASSEMBLY INSTRUCTION / NOTICE DE MONTAGE/ INSTRUCCIONES DE MONTAJE


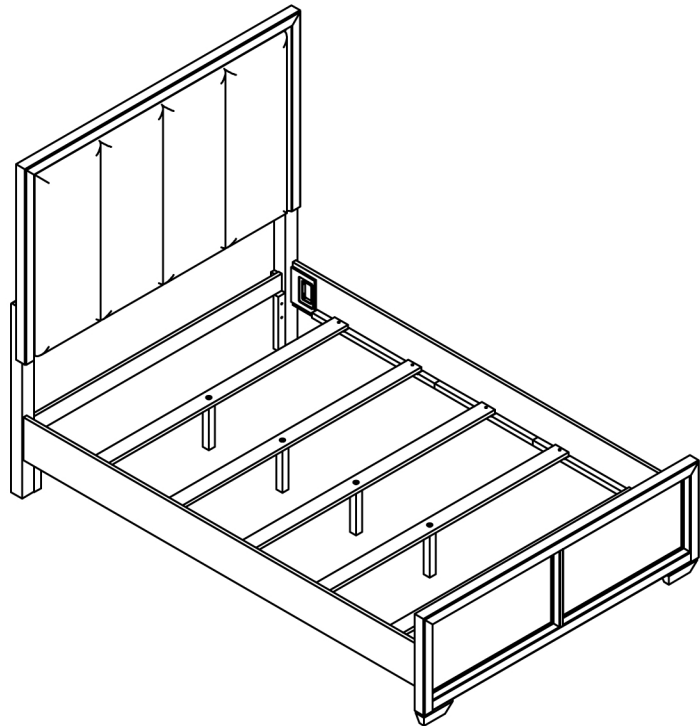
DESCRIPTION / DESCRIPCIÓN : 4/6 Upholstered Headboard - Tête de lit double capitonnée - Cabecera tapizada de 4/6  
4/6 Panel Footboard With Slats - Pied de lit double avec lattes - Pie de cama estilo panel de 4/6 con listones  
3/3-4/6 Rails - Traverses pour lits simple et double - Travesaños de 3/3-4/6



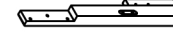
\* Replaceable Part

REPLACEABLE PART/ PARTIE REMPLACABLE/ PARTE REEMPLAZABLE

DESCRIPTION / DESCRIPCIÓN : 4/6 Upholstered Headboard - Tête de lit double capitonnée - Cabecera tapizada de 4/6  
4/6 Panel Footboard With Slats - Pied de lit double avec lattes - Pie de cama estilo panel de 4/6 con listones  
3/3-4/6 Rails - Traverses pour lits simple et double - Travesaños de 3/3-4/6




x1 RS714-242-LEGR-Right Leg \*  
Patte de droite  
Pata derecha



x1 RS714-242-LEGL-Left Leg \*  
Patte de gauche  
Pata izquierda




x5 RS714-243-SLAT-Slat \*  
Lattes  
Listones



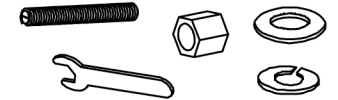
x1 RS714-242-RAIL-Safety rail \*  
Garde-corps  
Baranda de seguridad



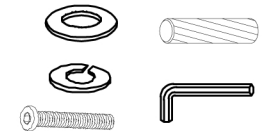
x4 RC-WH-NAIL-White Plastic Nail \*  
Clou en plastique  
Clavo de plástico



x5 RS714-243-SULEG- Slat support leg \*  
Pattes de supports  
Patatas de apoyo de listones



x1 RS714-401-HWKIT-Hardware Kit \*  
Liste des pièces de quincaillerie  
Lista de materiales



x1 RS714-242-HWKIT-Hardware Kit \*  
Liste des pièces de quincaillerie  
Lista de materiales



x10 RS714-243-SCREW- Screw \*  
Vis  
Tornillo

\* Replaceable Part

## **Protect Your Wood or Laminate Flooring**

\*This statement applies to any floor without carpet.

If not careful, all furniture including upholstery and case pieces can scratch, scuff and even gouge floors. The recommendation is to have felt, rubber pads or area rugs under furniture on flooring without carpet.

### **Moving your furniture**

Pushing and dragging furniture over floors without carpet can lead to scratches and scuffs. Have someone help when moving the larger pieces of furniture by lifting, try using a dolly or moving pads.

### **Felt and rubber pads**

Applying furniture pads to the feet of furniture helps cushion contact points. Furniture pads can be found at local hardware stores. Felt pads slide easily across the floor, making them ideal for dining chairs and other pieces that move with use. Rubber pads will help furniture stay in place and are perfect for larger pieces, like sofas and loveseats.

### **Area rugs and rug pads**

Using an area rug under furniture is another way to protect your floor from scratches and scuff marks. A rug pad under the area rug will provide extra cushion and added protection.