

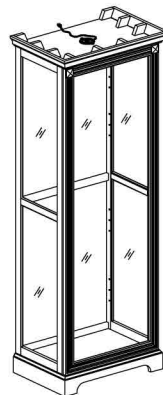
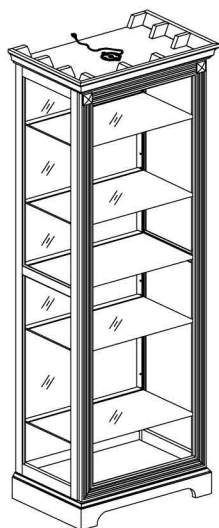
DESCRIPTION / DESCRIPCIÓN : TWO WAY SLIDING DOOR CURIO / PORTE COULISSANTE CURIO /
VITRINA CON PUERTA DESLIZANTE

 **WARNING**

Serious or fatal crushing injuries can occur from furniture tip-over. To help prevent tip-over:

- install tipover restraint provided.
- Place heaviest items in the lowest drawers.
- Do not set TV's or other heavy objects on top of this product unless the product is specifically designed to accommodate them.
- Never allow children to climb or hang on drawers, doors, or shelves.
- Never open more than one drawer at a time (OR)
- Do not defeat or remove the drawers interlock system.

Use of tip-over restraints may only reduce, but not eliminate, the risk of tip-over. this is a permanent label. Do not remove!



A

- x1 Two Way Sliding Door Curio
- x1 Porte coulissante Curio
- x1 Vitrina con puerta deslizante

B

- x5 Glass shelf *
- x5 Étagère en verre
- x5 Estante de vidrio



C

- x18 Common Shelf Support *
- x18 Supports Pour Tablette
- x18 Soporte De Las Repisas



D

- x1 Furniture Tipping Restraint
- x1 Systeme antibasculément
- x1 Control para evitar vulcos

* Replaceable Part

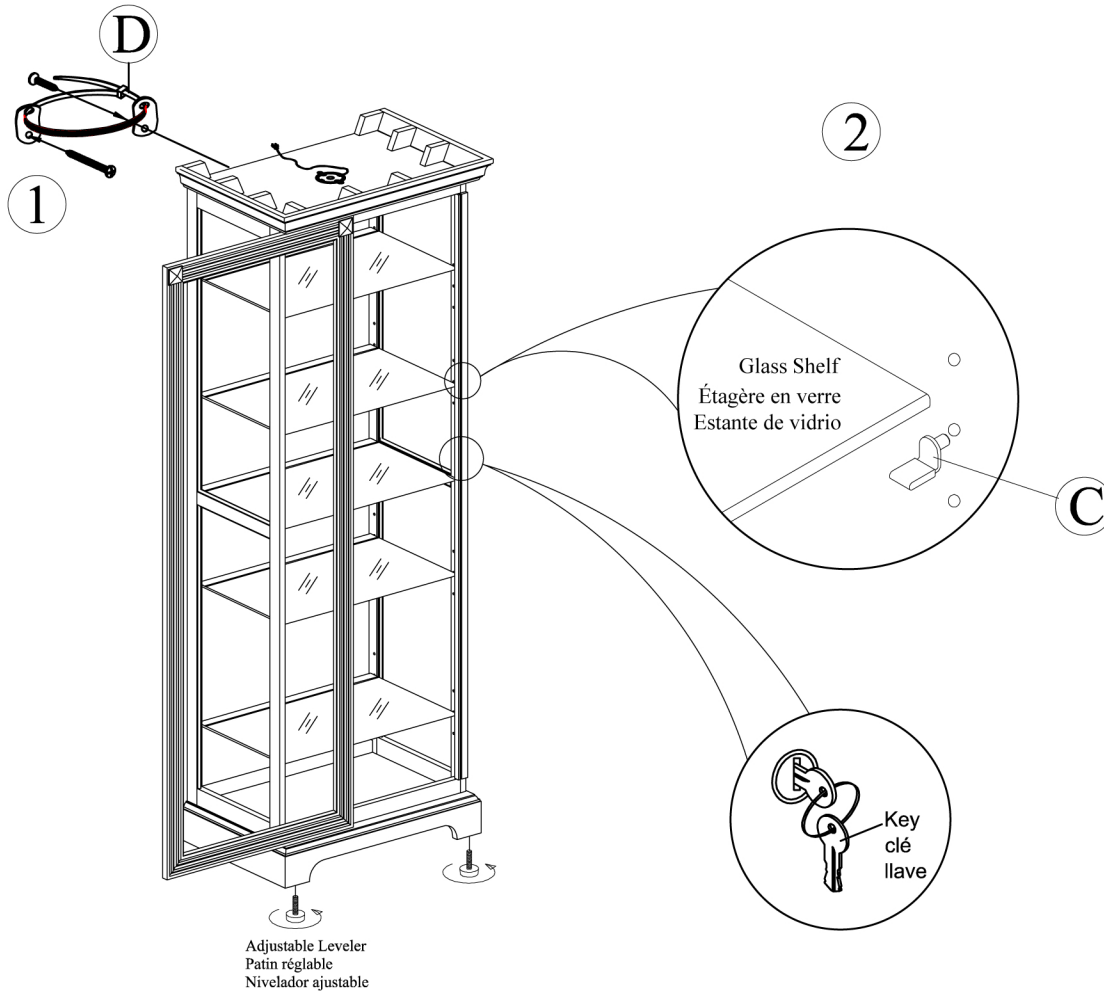
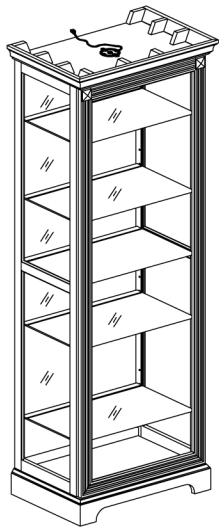
DESCRIPTION / DESCRIPCIÓN : TWO WAY SLIDING DOOR CURIO / PORTE COULISSANTE CURIO /
VITRINA CON PUERTA DESLIZANTE

⚠ WARNING

Serious or fatal crushing injuries can occur from furniture tip-over. To help prevent tip-over:

- install tipover restraint provided.
- Place heaviest items in the lowest drawers.
- Do not set TV's or other heavy objects on top of this product unless the product is specifically designed to accommodate them.
- Never allow children to climb or hang on drawers, doors, or shelves.
- Never open more than one drawer at a time (OR)
- Do not defeat or remove the drawers interlock system.

Use of tip-over restraints may only reduce, but not eliminate, the risk of tip-over. this is a permanent label. Do not remove!



DESCRIPTION / DESCRIPCIÓN : TWO WAY SLIDING DOOR CURIO / PORTE COULISSANTE CURIO /
VITRINA CON PUERTA DESLIZANTE

 **WARNING**

Serious or fatal crushing injuries can occur from furniture tip-over. To help prevent tip-over:

- install tipover restraint provided.
- Place heaviest items in the lowest drawers.
- Do not set TV's or other heavy objects on top of this product unless the product is specifically designed to accommodate them.
- Never allow children to climb or hang on drawers, doors, or shelves.
- Never open more than one drawer at a time (OR)
- Do not defeat or remove the drawers interlock system.

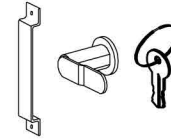
Use of tip-over restraints may only reduce, but not eliminate, the risk of tip-over.
this is a permanent label. Do not remove!



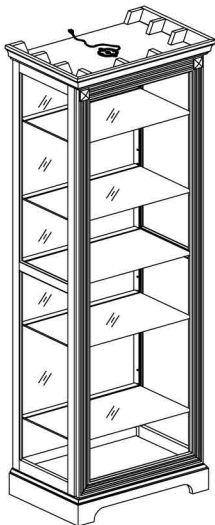
x2 RC-ROLLER-00
Common roller *
Rouleau
rodillo



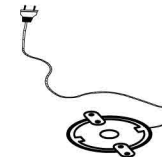
x18 RC-SUPPORT-02
Common Shelf Support *
Supports Pour Tablette
Soporte De Las Repisas



x1 RC-CAMLOCK-02K
Common Camlock with Key *
Camlock
Camlock



x5 R21459-SHELF
Glass shelf *
Étagère en verre
Estante de vidrio



x1 RC-LIGHT-04
Single Halogen Light w/roll switch *
lampe à halogène et interrupteur
lámpara halógena y interruptor

* Replaceable Part