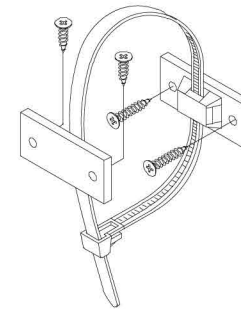
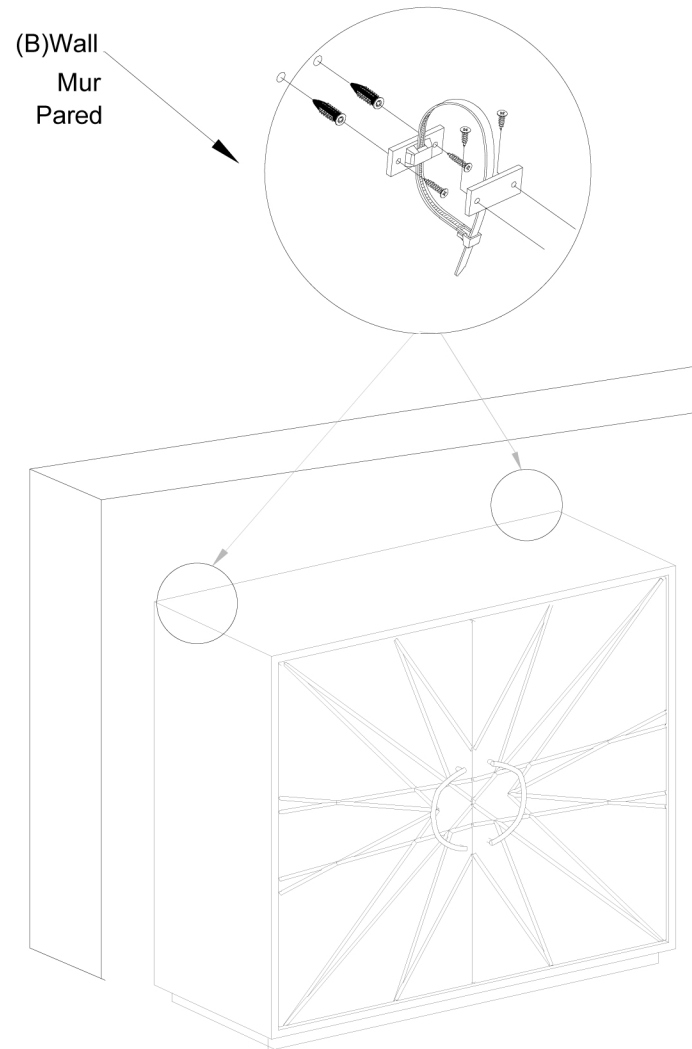


A
x1 LEATHER CHEST
x1 COFFRE EN CUIR
x1 COFRE DE CUERO

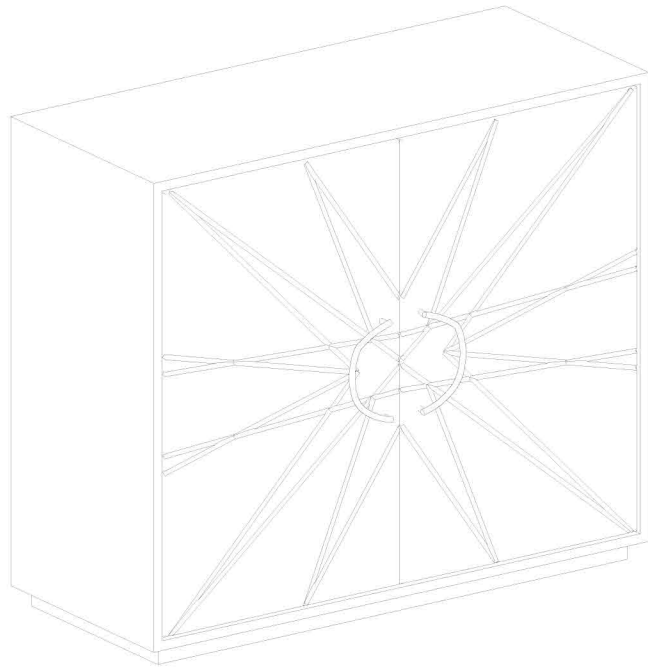


B*
x2 Furniture Tipping Restraint
x2 Systeme antibasculement
x2 Control para evitar vulcos

* Replaceable Part



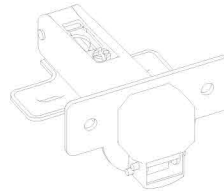
* Replaceable Part



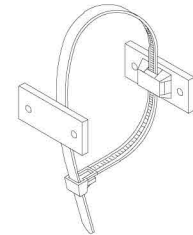
x2 RP301034-HNDL
Handle
Gérer
Resolver



x4 RC-FG-Black
Leveler
Niveleur
Nivelador



x4 RP301034-HNGS
HINGE
GOND
BISAGRA



x2 RC-ANTI-TIP
Anti-tipping Restraint
Liste des pièces de quincaillerie
antibasculement
Lista del kit de materiales antivuelco

* Replaceable Part

Protect Your Wood or Laminate Flooring

*This statement applies to any floor without carpet.

If not careful, all furniture including upholstery and case pieces can scratch, scuff and even gouge floors. The recommendation is to have felt, rubber pads or area rugs under furniture on flooring without carpet.

Moving your furniture

Pushing and dragging furniture over floors without carpet can lead to scratches and scuffs. Have someone help when moving the larger pieces of furniture by lifting, try using a dolly or moving pads.

Felt and rubber pads

Applying furniture pads to the feet of furniture helps cushion contact points. Furniture pads can be found at local hardware stores. Felt pads slide easily across the floor, making them ideal for dining chairs and other pieces that move with use. Rubber pads will help furniture stay in place and are perfect for larger pieces, like sofas and loveseats.

Area rugs and rug pads

Using an area rug under furniture is another way to protect your floor from scratches and scuff marks. A rug pad under the area rug will provide extra cushion and added protection.