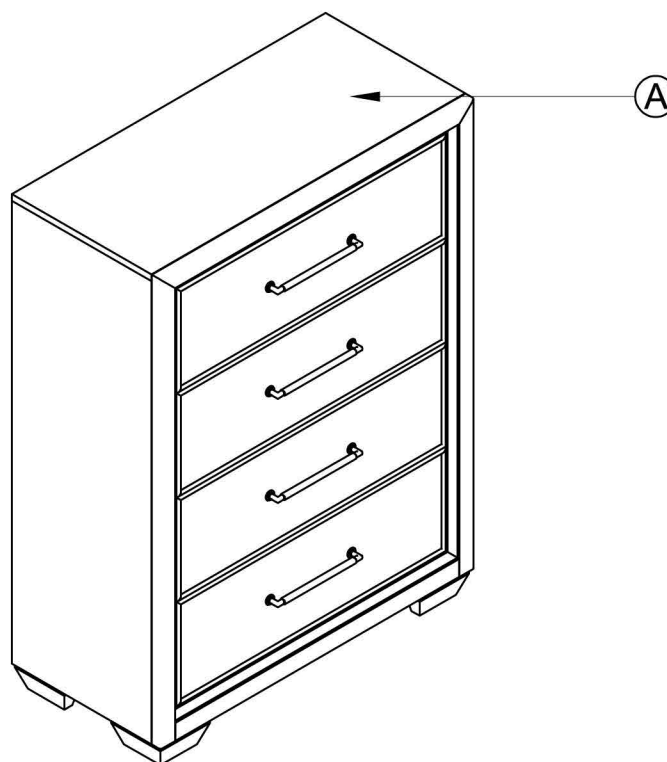


PARTS LIST / LISTE DES PIÈCES / LISTA DE PIEZAS

DESCRIPTION / LA DESCRIPCION / DESCRIPCIÓN : DRAWER CHEST-COMMODE À TIROIRS-CÓMODA



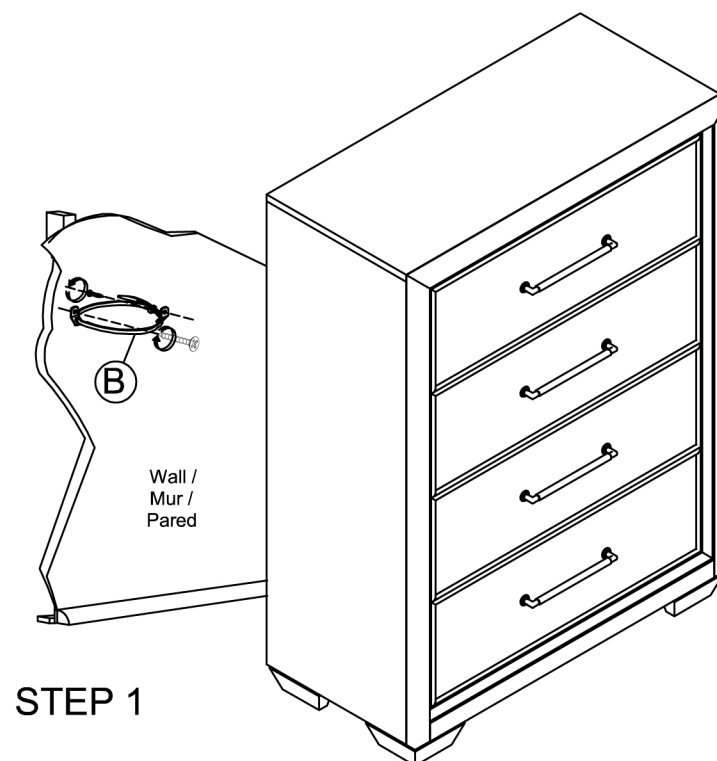
(B)

x1 Furniture tipping restraint *


x1 Système antibasculement

x1 Control para evitar vuelcos

* Replaceable Part

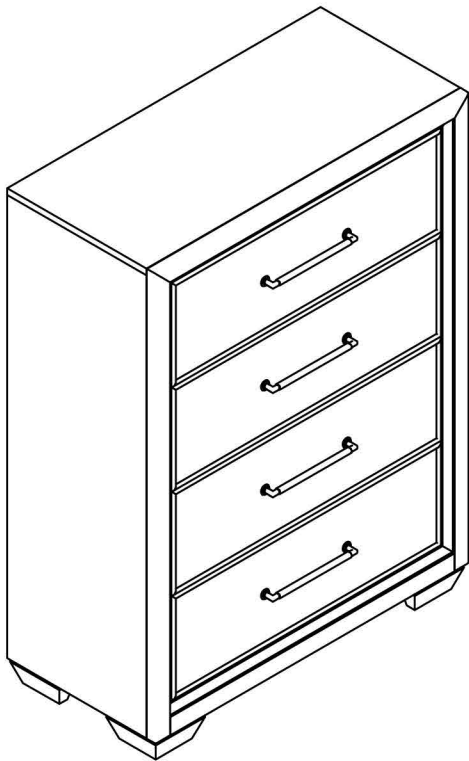


* Replaceable Part



REPLACEABLE PART/ PARTIE REMPLACABLE/ PARTE REEMPLAZABLE

DESCRIPTION / LA DESCRIPCION / DESCRIPCIÓN : DRAWER CHEST-COMMODE À TIROIRS-CÓMODA



x4 RS714-010- Pull - Pull with Screw *
Tirer et vis
Tire y Tornillo



x 4 COMGLIDE 12-35 Glide 12inch 35mm *
Glissière
Carril de deslizamiento



x4 RC-WH-NAIL-White Plastic Nail *
Clou en plastique
Clavo de plástico



x1 RC-ANTI-TIP Anti-tipping Restraint *
Liste des pièces de quincaillerie antibasculement
Lista del kit de materiales antivuelco

* Replaceable Part

Protect Your Wood or Laminate Flooring

*This statement applies to any floor without carpet.

If not careful, all furniture including upholstery and case pieces can scratch, scuff and even gouge floors. The recommendation is to have felt, rubber pads or area rugs under furniture on flooring without carpet.

Moving your furniture

Pushing and dragging furniture over floors without carpet can lead to scratches and scuffs. Have someone help when moving the larger pieces of furniture by lifting, try using a dolly or moving pads.

Felt and rubber pads

Applying furniture pads to the feet of furniture helps cushion contact points. Furniture pads can be found at local hardware stores. Felt pads slide easily across the floor, making them ideal for dining chairs and other pieces that move with use. Rubber pads will help furniture stay in place and are perfect for larger pieces, like sofas and loveseats.

Area rugs and rug pads

Using an area rug under furniture is another way to protect your floor from scratches and scuff marks. A rug pad under the area rug will provide extra cushion and added protection.