

Tempered Glass Metal Table with Umbrella Hole

ASSEMBLY INSTRUCTIONS

Before You Begin:

Please identify all component parts and hardware pieces required before you begin. Carefully remove all of the components from the packaging and set aside for assembly. Assemble on a soft surface to prevent scratching during assembly.

Caution:

Tighten all components securely before use. Failure to do so may result in personal injury. DO NOT use any sharp objects to open plastic wrapped components as damage to product or components may result.

Warning• •












CHOKING HAZARD - Small Parts. Adult Assembly Required.

DO NOT ALLOW CHILDREN TO CLIMB ON FURNITURE

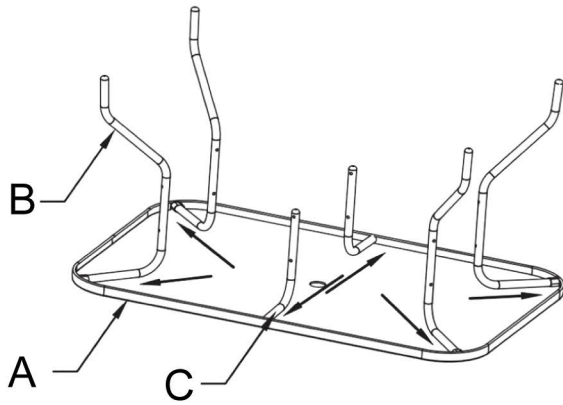
Serious or fatal injuries can occur from furniture tipping over. You must install Tipping Restraint Hardware (where included) to help prevent the unit from tipping and causing any accidental injury, instability, death or damage. The tipping restraint is intended only as a safety measure, it is not a substitute for proper adult supervision.

To help prevent furniture from tipping over it must be permanently attached to the wall. Anti-Tip Safety Wall Straps suitable for the unit weight and wall materials(if not included) should be purchased and installed.

PARTS

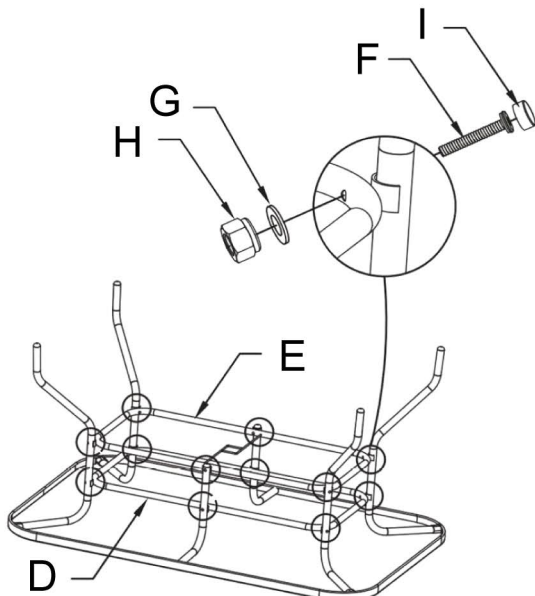
A	Glass Top 	1	F	Screw 	12	K	Wrench 	1
B	Table leg 	4	G	Washer 	12			
C	Center Support Legs 	2	H	Nut 	12			
D	Upper Frame 	1	I	Cap 	12			
E	Lower Frame 	1	J	Allen Wrench 	1			

STEP 1



Note: The plastic leg sleeves are adjustable, please slide them to the corners before attaching the legs.

STEP 2



Quality and Safety Guidelines:

- Please follow the static and dynamic weight capacity limits provided on this item.
- Please use this item on a stable, level surface only. All table legs/feet should contact the flooring surface when in use. Do not use this item if any instability is detected.
- This item is intended as a table only, do not climb, stand or sit on this item.
- Do not slide the item when moving it.
- This product should not be used as a TV stand.
- Please inspect this product regularly to make sure there are no damage or worn parts. Also inspect to make sure all hardware is tightened correctly and securely.
- If any parts are damaged or worn, please stop using the product. Repair this product with manufacturer supplied parts only.
- Store indoors away from moisture.