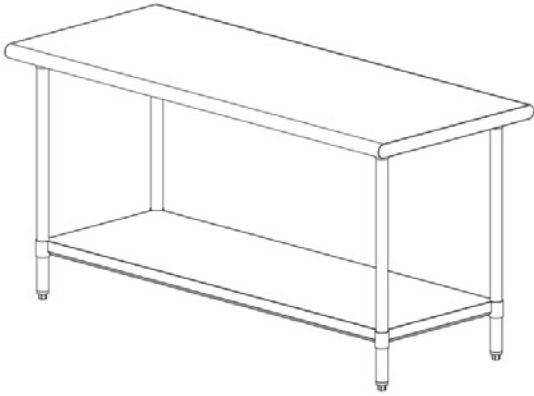


Thank you for your purchase!



Stainless Steel Work Table

ASSEMBLY INSTRUCTIONS

Before You Begin:

Please identify all component parts and hardware pieces required before you begin. Carefully remove all of the components from the packaging and set aside for assembly. Assemble on a soft surface to prevent scratching during assembly.

Caution:

Tighten all components securely before use. Failure to do so may result in personal injury. DO NOT use any sharp objects to open plastic wrapped components as damage to product or components may result.

Warning:






CHOKING HAZARD - Small Parts. Adult Assembly Required.

Injury may result from tipping furniture. Serious or fatal crushing injuries can occur from furniture tipping over.

DO NOT ALLOW CHILDREN TO CLIMB ON FURNITURE

Thank you for your purchase!

PARTS

1		1	4		17
2		1	5		1
3		4			

STEP 1

STEP 2

