



M SERIES ARCH DOOR CABINET

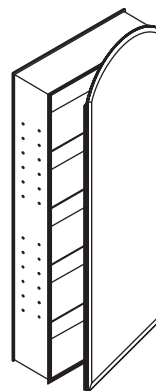
Features

- Recess or surface mount
- Mirrored doors and interior, matte silver interior
- 3-way adjustable concealed hinge system
- SAFESEAL™ gasket frame
- Patented swing-out magnifying mirror
- Rust-free aluminum construction
- Left or right hinge door available
- Four adjustable glass shelves
- Electric feature includes two duplex 15 A, 110 VAC GFCI outlets and mirror defogger
- Night light concealed in the finger pull of the door provides soft ambient light
- Light sensor automatically turns night light on at lower light levels and can be overridden by a switch
- 19-1/4" (48.9 cm) x 43-3/8" (110.2 cm) x 6-5/8" (16.8 cm)

WITH ELECTRIC, DEFOGGER, AND
NIGHT LIGHT

MP20D6ABRL

ALSO MP20D6ABLL, MP20D6APRL,
MP20D6APLL



Codes/Standards Applicable

Specified model meets or exceeds the following:

- Electrical options are UL listed for damp locations

Specified Model

Model	Description	
MP20D6ABRL	Beveled edge, right-hand, electric with night light and defogger	<input type="checkbox"/>
MP20D6ABLL	Beveled edge, left-hand, electric with night light and defogger	<input type="checkbox"/>
MP20D6APRL	Plain edge, right-hand, electric with night light and defogger	<input type="checkbox"/>
MP20D6APLL	Plain edge, left-hand, electric with night light and defogger	<input type="checkbox"/>
NOTE: Hardware required for installing cabinets side-by-side is included.		

Required Accessories - For Surface-Mount and Semi-Recessed Installations Only

MPSK40D6	Beveled mirror side kit	<input type="checkbox"/>
MPSK40D6P	Plain mirror side kit	<input type="checkbox"/>
MPSK40D6SR	Semi-recessed 4" (10.2 cm) depth into wall, plain mirror side kit	<input type="checkbox"/>

Refer to the Price Guide for additional side kit colors and finishes

Required Accessories - For Multiple Cabinets Installed or Stacked Vertically Only

MSF___S	Stack filler for surface-mounted cabinet installations	<input type="checkbox"/>
MSF___R	Stack filler for recessed cabinet installations	<input type="checkbox"/>
MSF___D2	Stack filler for partially recessed cabinet installations	<input type="checkbox"/>

Follow MSF with width of full cabinet array plus any installed lights when ordering. For example, MSF **49.5 S** is stack filler for two surface-mounted 24" (61 cm) cabinets and one kit of 1-1/2" (3.8 cm) lights [23-1/4" (59.1 cm) + 23-1/4" (59.1 cm) + 1-1/2" (3.8 cm) + 1-1/2" (3.8 cm)].

Optional Accessories

SLB20D6	Safety-lock box	<input type="checkbox"/>
---------	-----------------	--------------------------

Frames, light options, and additional accessories are also available. Refer to the Price Guide for more information.

M SERIES ARCH DOOR CABINET

Technical Information

Roughing-in opening	18-1/2" (47 cm) x 38-5/8" (98.1 cm) x 6" (15.2 cm)
Door opening angle	170°

Installation Notes

Install this product according to the installation guide.

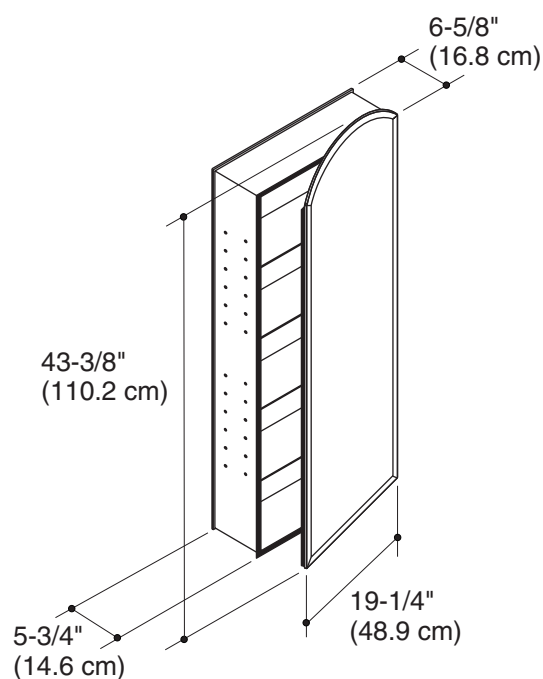
When determining the height of the mirrored cabinet, ensure the mirrored door will clear all obstacles, such as a faucet. A minimum distance of 1" (2.5 cm) is required.

Secure the screws (provided) to a stud to avoid possible property and product damage. If this is not possible, anchors (provided) must be inserted before installing the screws.

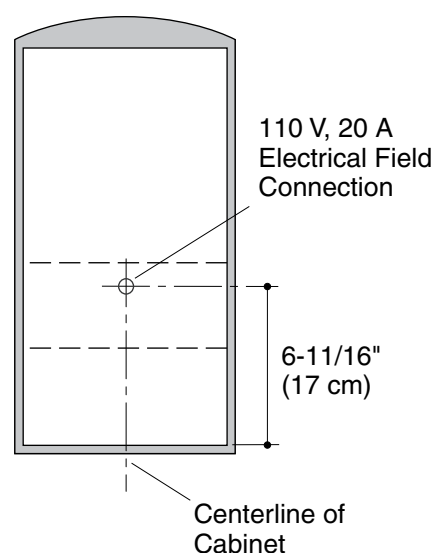
Modular components can be joined horizontally and vertically offering unlimited storage space. When ganging cabinets: rough opening width/height = total width/height of all cabinets and lights minus 3/4" (1.9 cm).

Stack filler is required for vertical stacking.

Recessed cabinets project 7/8" (2.2 cm) from wall.



Electrical Connection Detail (Rear View)



Product Diagram

M SERIES ARCH DOOR CABINET WITH ELECTRIC, DEFOGGER, AND NIGHT LIGHT