

## CÖV Illuminated Niche COV2410D4E2-XX Specification Sheet

### FEATURES

- Modular - combine with compatible cabinets, lighting, or mirrors
- Mirrored interior with illuminated, frosted glass shelf
- Includes installation hardware for recess mounting or recess mounting when stacked with a compatible cabinet

Kelvin	3000K
CRI	90+
R9 Value	50+

### ELECTRICAL FEATURES

- Standard knock out for 1/2" (13 mm) cable connector
- 3000K LED interior illumination
- Illumination through frosted glass shelf
- Capacitive touch switch to control lighting (On/Off/Dimming)


### CONSTRUCTION

- Rust free stainless steel construction

### DIMENSIONS

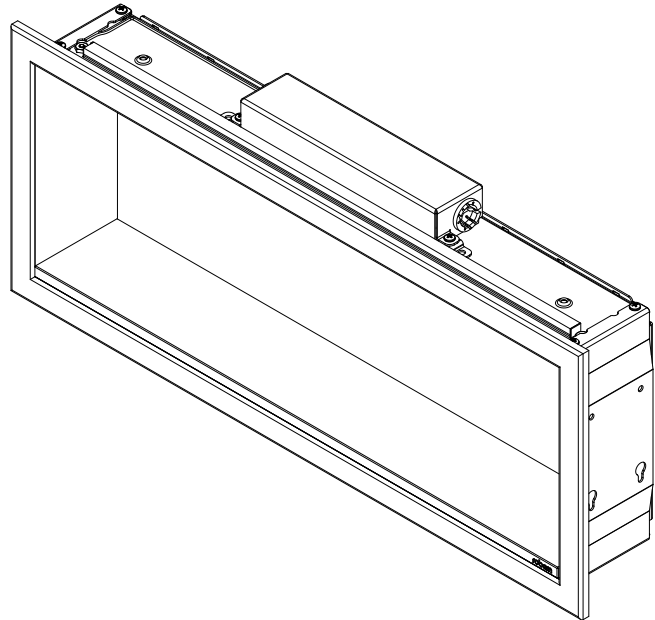
- Width: 23-1/4" (591 mm)
- Height: 9-3/8" (238 mm)
- Depth: 4-1/16" (103 mm) when surface mounted  
5/16" (8 mm) when recessed

### MORE INFORMATION



Scan the QR code to see the rough opening and electrical details found in the CÖV Illuminated Niche installation instructions.

Use the camera app on your mobile device to look at this QR code. This will allow you to quickly access web pages and other relevant documents.



### MODEL NUMBER KEY

PRODUCT LINE	WIDTH	HEIGHT	DEPTH	ELECTRIC OPTIONS	FINISH OPTIONS
COV	24	10	D4	E2 = Interior Light	63 = White 76 = Chrome 83 = Matte Black

## OPTIONS

- Other electrical options available
- Assorted glass bins:
  - Small (GLASSBIN3.25)
  - Medium (GLASSBIN5.25)
  - Large (GLASSBIN8.5)
- Finish Options: White (63), Chrome (76), and Matte Black (83)

## CODES & STANDARDS

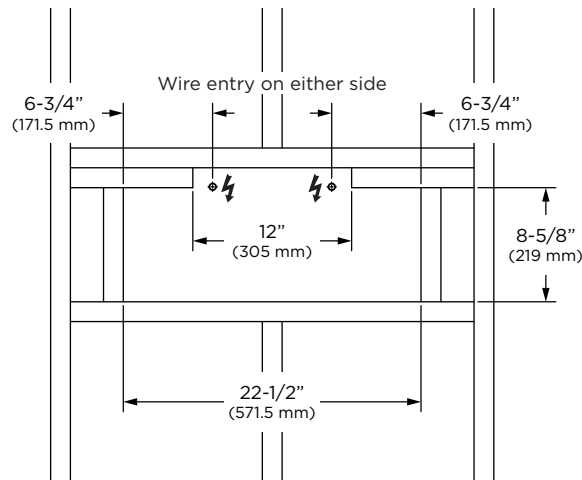
Electric Option Models are ETL certified to:

- UL 962
- CSA Standard C22.2 No. 68

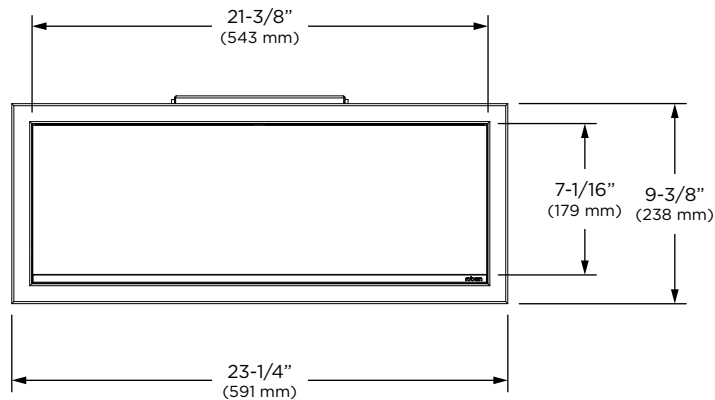
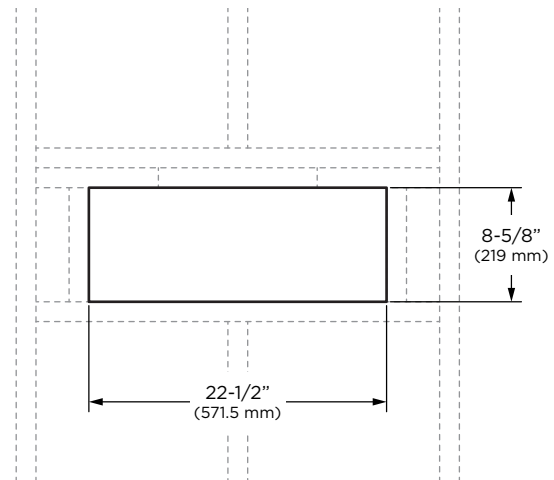
## INSTALLATION OPTIONS

- Mounting Kits (when stacked with a 2430 cabinet only):
  - Surface Mount Kit (P2SMKIT40D4P)
- Ganging Kits (when stacked with a 2430 cabinet only):
  - Surface Mount Ganging Kit (P2SM-GKIT40D4P)
  - Recessed Ganging Kit (P2RMGKIT)
- Pairs with Modular mirrors
- Gangs to Lighting - Reference Ganging Kit for the specific lighting product when ordering
- Compatible cabinets (24 width only): AiO Reserve, Presence (FP only), and MR Series (E2/E4 only)
- **Standalone Recessed Mount Rough Opening:**  
**22-1/2" W x 8-5/8" H (571.5 mm W x 219 mm H)**

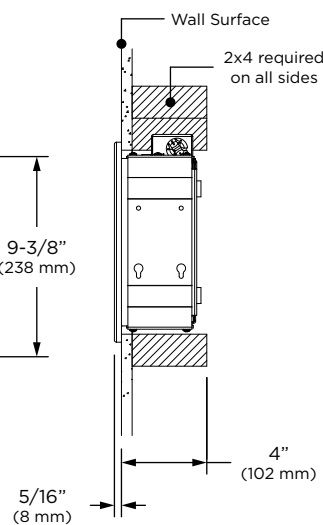
Framed Wall:



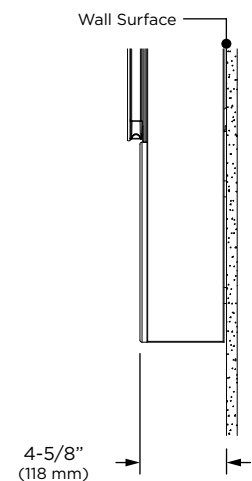
Finished Wall:



Front View



Recessed Mount



Surface Mount\*

\* A surface mount installation requires a compatible cabinet and a Surface Mount Kit Accessory (see Installation Options)