

TENOR™ TUNABLE SCONCE
JLA30FKSCVCK Specification Sheet

FEATURES

- Luxury decorative light design.
- Designed for easy, installation as a standalone vertical sconce.
- Lighting can range from warm, relaxing tones (2700K) to bright and energizing (5600K) or anything in between.
- Energy efficient LEDs.
- Requires the SWAY? Wall Control (sold separately).
- Will operate in high humidity or damp spaces.
- Remotely mounted electrical enclosure.

Color Temperature	2700-5600K
CRI	90+
R9 Value	60+
Delivered Lumens	637
Source Lumens	1533

MATERIALS & CONSTRUCTION

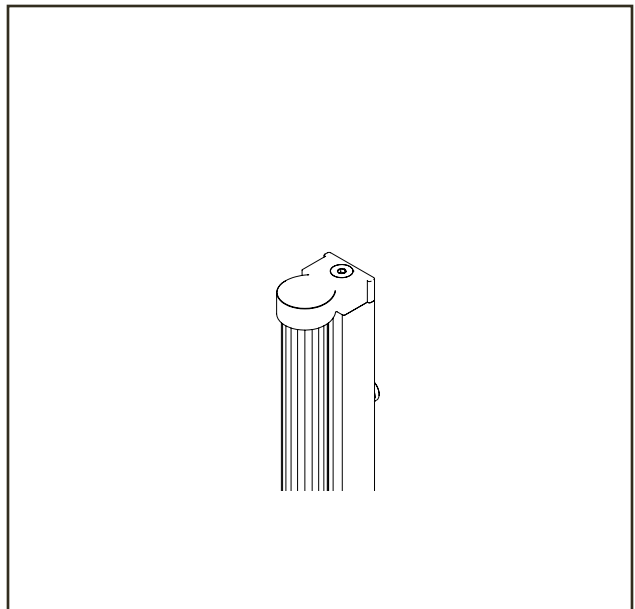

- Rust-free, aluminum and glass construction.
- Chrome plated back frame.
- Quality glass diffuser for consistent light output.
- Wired internally- Front access serviceability.
- TENOR™ Lights available with Chrome, Polished Nickel, Matte Black, and Brass finished end caps.

CODES & STANDARDS

- ETL certified (damp locations) to:
 - UL 8750
 - CSA C22.2 No. 250.13
- TITLE 24 certified

DIMENSIONS

Width: 1-3/8" (35mm)
 Height: 30" (762mm)
 Depth: 2.00" (51mm) when recessed
 Net Weight: 5lbs



MODEL NUMBER KEY

Product Line	Category	Dimensions	Body Type	Lamp Type	Qty.	Body Finish	Control Type	Option
L = Light	A30 = 1-3/8" (35mm) X 30" (762mm)	F = Fluted	K = T24 LED	S = Single	C = Chrome	VC = Tunable:Dimming to 5%, Color Temperature Tuning (2700K-5600K)	K = Sconce	


INSTALLATION

- Sold as individual unit.
- TENOR™ includes hardware for one sconce.

ELECTRICAL SYSTEM

- Operates on 120VAC 68.4W 60Hz per fixture.
- Requires SWAY™ Control (sold separately).
- ETL (US and Canada) listed for damp locations.
- Rough-in for electrical enclosure as shown in drawing.

MORE INFORMATION



Scan the QR code to see the rough opening and electrical details found in the Inline 2.0 Light installation instructions.

Use the camera app on your mobile device to look at this QR code. This will allow you to quickly access web pages and other relevant documents.

