

## RESIDENTIAL



### EASE OF INSTALLATION AND SERVICEABILITY


- Compact Design to Save Space
- Wi-Fi Technology for Remote Monitoring and Management
- Simple Gas Conversion

### OPTIONAL ACCESSORIES

ScaleCutter, Additional Controllers, Pipe Cover, EZConnect™ Cables, control-r™ Wi-Fi Module, Wireless Accessories, and many more.

Visit [rinnai.us](http://rinnai.us) for a complete list of accessories.

#### HIGH-EFFICIENCY (NON-CONDENSING) TANKLESS WATER HEATER

<b>Installation Type</b>	Internal (Indoor) Residential Applications; Certified for installation in Manufactured (Mobile) Homes	
<b>Model Number</b>	V94i (REU-VC2837FFU-US)	
<b>Approved Gas Types</b>	Natural and Propane	
<b>High Altitude Approved</b>	Up to 10,200 ft. (3,109 m)	
<b>Water Flow Control</b>	Water Flow Sensor, Electronic Water Control and Fixed Bypass Control	
<b>Efficiency</b>	 CERTIFIED-	UEF: 0.81
	Ratings not certified by AHRI	EF: 0.82
<b>Controller</b>	Included: MC-91-2US Optional: MC-100V-1US (Deluxe), BC-100V-1US (Bathroom), MCC-91-2US (Hydronic Applications), control-r™ Wi-Fi Module	
<b>Certifications</b>	AHRI, ANSI Z21.10.3, and CSA 4.3	

#### Warranty

- Heat Exchanger: 10 years\* for residential and hydronic applications, increased to 12 years\* if installed with an isolation valve kit
- All Other Parts and Components: 5 Years\*
- Reasonable Labor: 1 Year

\* 3 years if used as a circulation water heater within a circulation loop when the water heater is in series with a circulation system and all circulating water flows through the water heater. Refer to the Tankless Water Heater Installation and Operation manual for complete warranty information.

#### Safety Devices

Flame Failure - Flame Rod, Boiling Protection, Combustion Fan RPM Check, Over Current - Glass Fuse, Remaining Flame (OHS), Thermal Fuse and Automatic Frost Protection

#### Included with Purchase

Tankless Water Heater and MC-91-2 Temperature Controller

#### Additional Features

- Complies with South Coast Air Quality Management District 40 ng/J or 55 ppm NOx Emission Levels
- 1/2 in. (13 mm) Gas Line Compatible
- Wi-Fi Capable



CERTIFIED TO ANSI Z21.10.3 — CSA 4.3

# TECHNICAL SPECIFICATIONS

SPECIFICATION		V94i
Dimensions - w, h, d		14.04 in. x 22.95 in. x 9.27 in. (356.6 mm x 583 mm x 235.5 mm)
Minimum Gas Consumption Btu/h		10,300
Maximum Gas Consumption Btu/h		199,000
Flow Rate <sup>1</sup> (Min - Max)		0.26 - 9.8 GPM (1.0 - 37.1 L/min)
Weight		46.3 lbs. (21 kg.)
Sound Level		55 dB
Electrical	Normal	97 W
	Standby	2 W
	Freeze Protection	120 W
	Max	4 Amps
	Fuse	10 Amps
Temperature (with remote)		98° - 120° F (37°C - 49°C) (factory default) 98° - 185° F (37° - 85° C) available with the MCC-91-2 controller for hydronic applications
Temperature (without remote)		120° F (49°C) (factory default) or 140° F (60°C)
Gas Supply Pressure <sup>2</sup>		<ul style="list-style-type: none"> <li>Natural: 4 in. w.c. - 10.5 in. w.c. (10 mbar – 26.1 mbar)</li> <li>Propane: 8 in. w.c. - 13.5 in. w.c. (20 mbar – 33.6 mbar)</li> </ul>
Ignition System		Direct Electronic Ignition
Electronic Connections		<ul style="list-style-type: none"> <li>Appliance: AC 120 Volts, 60Hz.</li> <li>Temperature Controller: DC 12 Volts (Digital)</li> </ul>
Water Supply Pressure		<ul style="list-style-type: none"> <li>Minimum: 20 PSI (Recommended 30-80 PSI for max performance)</li> <li>Maximum: 150 PSI</li> </ul>
Controller Cable		Non-Polarized Two Core Cable (Minimum 22 AWG)
Service Connections		<ul style="list-style-type: none"> <li>Gas Supply: 3/4 in. (19 mm) NPT</li> <li>Cold Water Inlet: 3/4 in. (19 mm) NPT</li> <li>Hot Water Outlet: 3/4 in. (19 mm) NPT</li> </ul>
Clearances from Combustibles		<ul style="list-style-type: none"> <li>Top: 6 in. (152 mm)</li> <li>Bottom/Ground: 12 in. (305 mm)</li> <li>Front (Panel): 6 in. (152 mm)*</li> <li>Back: 0 in.</li> <li>Sides: 2 in. (51 mm)</li> <li>From Vent Pipe: 0 in.</li> </ul>
Clearances from Non-Combustibles		<ul style="list-style-type: none"> <li>Top: 2 in. (51 mm)</li> <li>Bottom/Ground: 12 in. (305 mm)</li> <li>Front (Panel): 6 in. (152 mm)*</li> <li>Back: 0 in.</li> <li>Sides: 1/2 in. (13 mm)</li> <li>From Vent Pipe: 0 in.*</li> </ul>

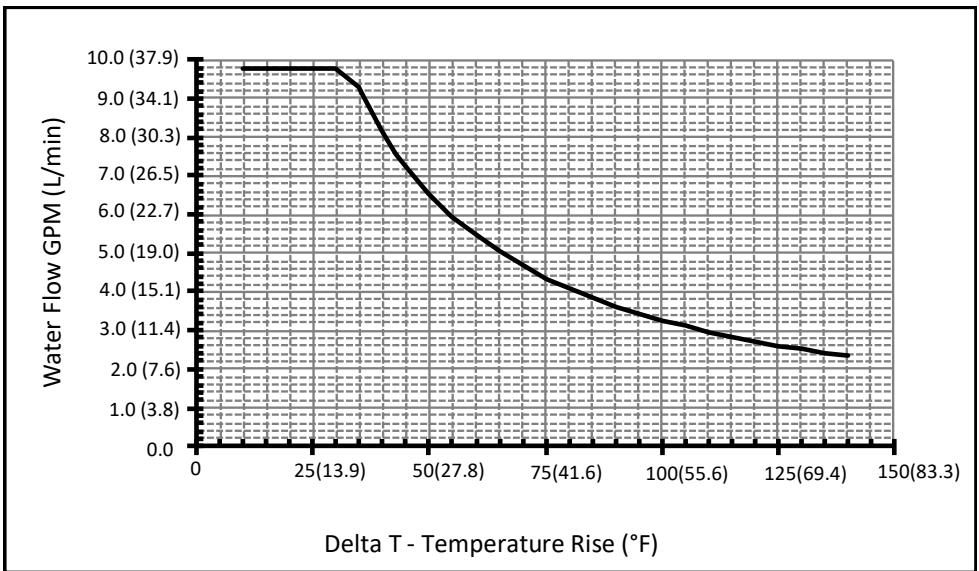
\* Clearance for servicing is 24 in. (610 mm) in front of water heater

<sup>1</sup> Minimum flow may vary slightly depending on the temperature setting and the inlet water temperature.

Minimum activation flow is 0.4 GPM (1.5 L/min).

<sup>2</sup> The maximum gas supply pressure must not exceed the value specified by the manufacturer.

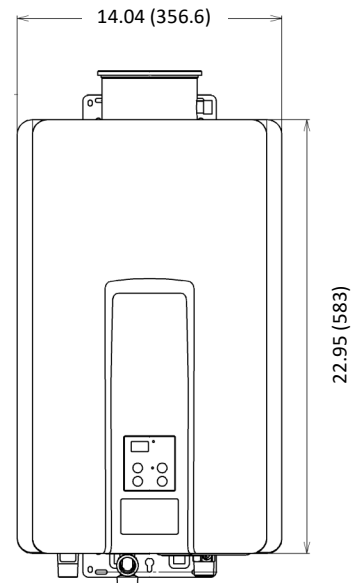
# WATER FLOW CURVE



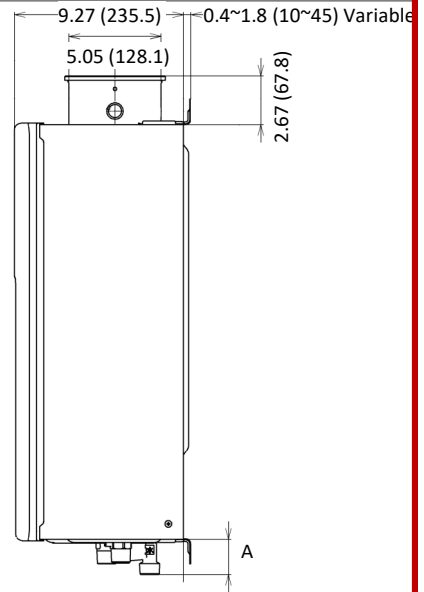
# DIMENSIONS

in. (mm)

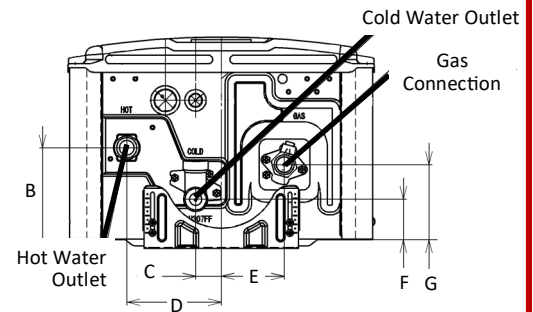
## FRONT



## SIDE



## BOTTOM



DIMENSION	Inches (mm)	DIMENSION	Inches (mm)
A (GAS)	1.31 (33.2)	D	4.33 (110)
A (COLD)	1.93 (49)	E	2.89 (73.3)
A (HOT)	1.35 (34.4)	F	1.85 (47)
B	4.21 (106.9)	G	3.44 (87.3)
C	1.17 (29.8)		