




Indoor Comfort Products Brought to You  
by the Manufactured Home Experts!

## MGIE 80% AFUE Downflow MH Gas Furnaces



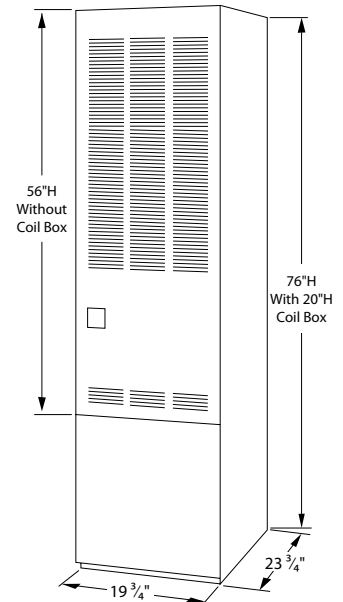

**Unique Manufactured Housing Design** with a robust, 19<sup>3</sup>/<sub>4</sub>"W, fully-insulated cabinet to fit the standard MH footprint; the MGIE is our most economical, HUD-compliant, gas furnace.

**AC-Ready 4-Ton ECM Blower** with 5-speed taps, with/without a factory-installed 20"H coil box; allowing for a field-installed 20"/26"H coil box to suit your capacity and access needs. (See Split sell sheets for AHRI-rated coil-fit matches.)

**Quick LP Conversion** with an easy-access inducer assembly and gas valve, using the factory-provided LP orifice included with the unit-literature kit.

**Numerous Application Accessories** save the hassle of field-fabrication, sourcing and repeat supply-house trips; on new or replacement jobs.

**Dependable Warranty and Support**, handled directly by Style Crest's dedicated HVAC Team, offering the most competitive warranty coverage and service in the Manufactured Housing Industry.



This furnace does not meet the SCAQMD Rule IIII NO<sub>x</sub> emission limit (14 ng/J), and is subject to a mitigation fee of up to \$450. This furnace is not eligible for the Clean Air Furnace Rebate Program: [www.CleanAirFurnaceRebate.com](http://www.CleanAirFurnaceRebate.com).



[www.stylecrestinc.com](http://www.stylecrestinc.com) | 800.945.4440

# MGIE 80% AFUE Downflow MH Gas Furnaces

Style Crest Item #	Model Number	AHRI Cert. #	Coil Box	Input	Heating Capacity	Ship L	Ship W	Ship H	Ship Wt.	Orifice <sup>2</sup>		AC Blower
										NG	LP	
MGIE-056A	MGIE-056FIAAMI	204235984	No, Optional <sup>1</sup>	56 MBH	46 MBH	26 1/2"	21 5/16"	58 1/8"	157#	29	45	4-Tons
MGIE-070A	MGIE-070FIAAMI	204235986	No, Optional <sup>1</sup>	70 MBH	57 MBH	26 1/2"	21 5/16"	58 1/8"	157#	24	42	4-Tons
MGIE-077A	MGIE-077FIAAMI	204235988	No, Optional <sup>1</sup>	77 MBH	62 MBH	26 1/2"	21 5/16"	58 1/8"	157#	21	40	4-Tons
MGIE-090A	MGIE-090FIAAMI	204541469	No, Optional <sup>1</sup>	85 MBH	67 MBH	26 1/2"	21 5/16"	58 1/8"	157#	17	36	4-Tons
MGIE-056B	MGIE-056FIABMI	204235984	Yes, 20"H	56 MBH	46 MBH	26 1/2"	21 5/16"	78 1/8"	171#	29	45	4-Tons
MGIE-070B	MGIE-070FIABMI	204235986	Yes, 20"H	70 MBH	57 MBH	26 1/2"	21 5/16"	78 1/8"	171#	24	42	4-Tons
MGIE-077B	MGIE-077FIABMI	204235988	Yes, 20"H	77 MBH	62 MBH	26 1/2"	21 5/16"	78 1/8"	171#	21	40	4-Tons
MGIE-090B	MGIE-090FIABMI	204541469	Yes, 20"H	85 MBH	67 MBH	26 1/2"	21 5/16"	78 1/8"	171#	17	36	4-Tons

1) If adding a central air split system, you must also order a separate field-installed coil box, listed in the Application Accessories table below.

2) Orifice will vary with altitude; consult the unit installation instructions for correct orifice selection for your application and altitude.

## Roof Jack Accessories

Total Pitch with RJ Pitch		Roof Wedge			
0"↑x 12"→	2 1/2"↑x 12"→	SKU	Qty	Pitch	X-Value
2"↑x 12"→	4 1/2"↑x 12"→	903893	1 (4/Ctn)	2 1/2"↑x 12"→	2 1/8"
2 1/2"↑x 12"→	5"↑x 12"→			2 1/2"	
3"↑x 12"→	5 1/2"↑x 12"→	903894	1 (4/Ctn)	3"↑x 12"→	2 7/8"
3 1/2"↑x 12"→	6"↑x 12"→			3 1/4"	
4"↑x 12"→	6 1/2"↑x 12"→	903895	1 (2/Ctn)	4"↑x 12"→	3 5/8"

• "A" + "B" + "X" = Roof Jack Length.  
 • "X" is included only if a wedge is used, see (above) table for "X" Value.  
 • "A" = Roof Height - Ceiling Height.  
 • "B" = Ceiling Height - Furnace Height.  
 • Measure with respect to RJ center-line.  
 • The calculated Roof Jack Length must be within the "Range" (table-left).  
 • 0/12 Flashing flexes from 0/12 to 1/12.  
 • 2 1/2/12 Flashing flexes from 1/12 to 4/12.  
 • 4/12 Flashing flexes from 3/12 to 5/12.

## Application Accessories

Item SKU	Item Description
911969A	Coil Box, 20"H, Field-Installed, Central Air
922594	Coil Box, 26"H, Field-Installed, Central Air
901083	Backflow Damper, 1-Blade, PkgAC, Empty Box
902095	Backflow Damper, 3-Blade, PkgAC, Low Profile
901935	Roof Jack Extension, 10"H, Internal
903107	Roof Jack Extension, 18"H, Internal
901937	Roof Jack Extension, 16"H, External
903656	Roof Jack, Crown-Only (Post-Transit)

Item SKU	Item Description
902521	Ceiling Ring-Halves, Adjustable, 2-Pieces
901987A	Duct Connector, 1 1/4"x1 3/2"x7/8"H, EA (12/Ctn)
901988A	Duct Connector, 1 1/4"x1 3/2"x2"H, EA (12/Ctn)
901989A	Duct Connector, 1 1/4"x1 3/2"x4 1/4"H, EA (6/Ctn)
901990A	Duct Connector, 1 1/4"x1 3/2"x6 1/4"H, EA (6/Ctn)
901991A	Duct Connector, 1 1/4"x1 3/2"x8 1/4"H, EA (4/Ctn)
901992A	Duct Connector, 1 1/4"x1 3/2"x10 1/4"H, EA (3/Ctn)
901993A	Duct Connector, 1 1/4"x1 3/2"x12 1/4"H, EA (3/Ctn)