



12400 Earl Jones Way  
Louisville, KY 40299  
rev-a-shelf.com  
800-626-1126



## INSTALLATION INSTRUCTIONS

### MAIL ORGANIZER / 4MR-18

#### TOOLS REQUIRED:



#### ESTIMATED ASSEMBLY TIME:

**15 MIN**

#### CARE AND MAINTENANCE:


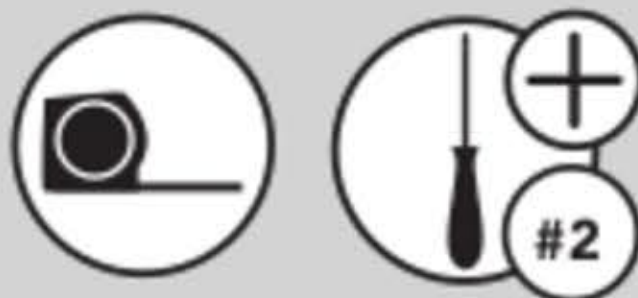
Clean with a damp cloth and wipe parts dry.

#### STEP 1

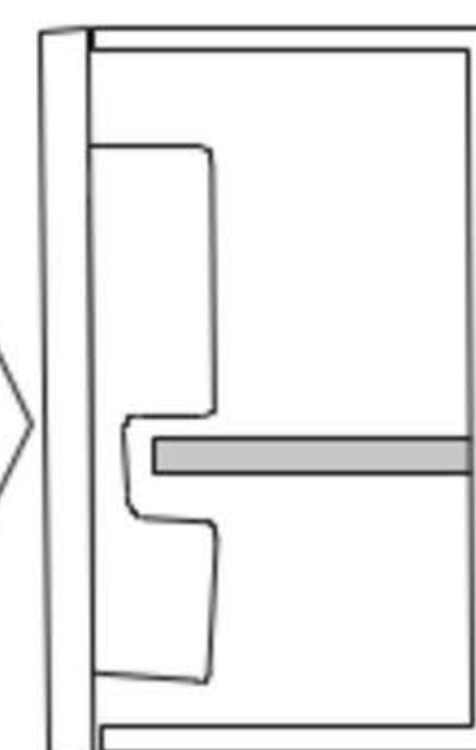


Do not tighten completely until step 2 has been completed

#### STEP 2



#### SIDE VIEW



#### NOTES

Installation screws must be in the thick section of cabinet door (outer rails).

Requires 3-5/8" (92mm) of clearance between the wall cabinet shelves and the back of your door.

Wall Cabinet shelves need to be positioned prior to installation to verify that Mail Organizer clears them.

Existing shelves may need to be modified to allow space for Mail Rack.

1)



2)

