



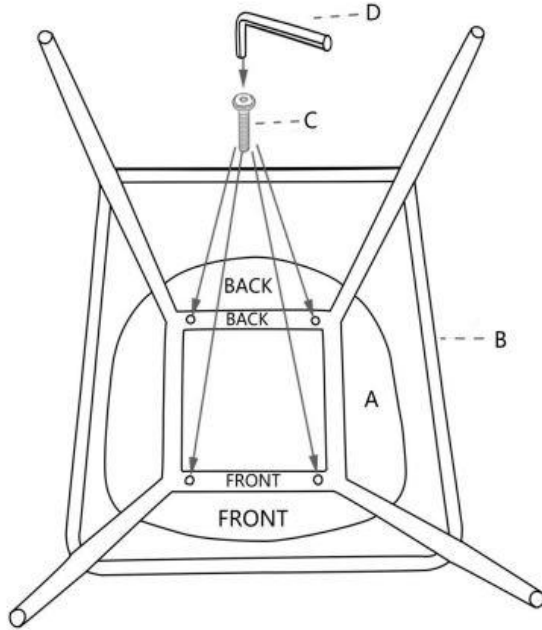


Parts List		
Code	Part Sketch&Name	Q'TY
A	 Seat	1
B	 Frame	1
C	 Allen Bolt	4
D	 Allen Key	1



REGINA ANDREW

DETROIT

ITEM NO: 32-1179

Marc Bar Stool

These instructions are provided for your safety. It is very important that they are read completely before beginning the assembly of your furniture.

ASSEMBLY INSTRUCTIONS

PLEASE MAKE SURE THAT YOU HAVE ALL OF THE PARTS, LISTED ON LEFT, BEFORE YOU START.

1. Remove all parts from carton, as shown on left. Do not throw away any parts.
2. Do not tighten the bolts before finishing all of the steps.
3. Assemble the stool, as shown in the diagram. Align the holes on the Frame (B) with the holes on the bottom of the Seat (A). Insert Allen Bolts (C) into the holes.
4. Use the Allen Key (D) to lock all screws.

Made in China