

RECTORSEAL

A CSW Industrials Company

INSTALLATION INSTRUCTIONS

RSH™ 120

Surge Protective Device (SPD) for Whole Home Protection



Installation

1. To assure proper installation, measure the voltage on each phase and ensure the correct device is installed.
2. Turn off power to the circuit where surge protector is to be installed.
3. Mount device to keep conductor length as short as possible. Cut wires to length and connect to circuit per wiring diagram below avoiding sharp bends or looping.
4. Reinstall covers, restore power and confirm diagnostic LED is illuminated.

Device Ratings

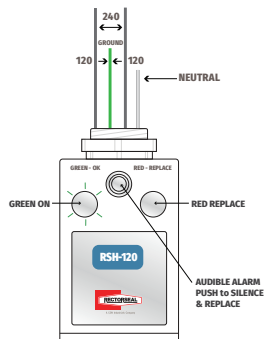
Normal Voltage Per Leg	Max. Operating Voltage (MCOV) Per Leg	Max. Discharge Current (IMAX)
120 VAC	150 VAC	120kA

Para instrucciones en español visite www.rectorseal.com

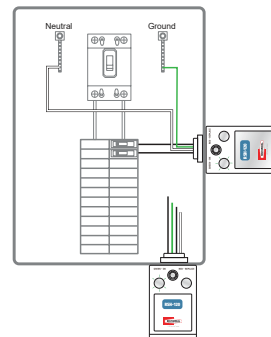
Technical Support Call 1-800-648-6802

All surge protection devices require a good ground connection for effective operation

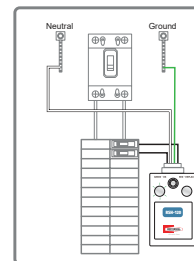
120 VAC DIAGRAM Split-Phase System: 1 Ph, 3W + G



CIRCUIT PANEL Exterior Mount



Interior Mount



Coverage for the RSH-120 Surge Protective Device (SPD) for Whole Home Protection

Lifetime Product Warranty Coverage

PSP will, at its sole discretion, repair or replace any RSH-120 Residential Surge Protection Device (SPD) that is defective or is damaged by a transient electrical spike (including those caused by lightning) for the lifetime of the product from the date of installation by the original owner or owner of record of premises.

Down Line Coverage

PSP will repair or replace (whichever is less) electrical appliances and electronics that are damaged by transient electrical spike in your home. Maximum coverage per household: \$100,000. Coverage is applicable only if the SPD was fully functional immediately prior to the claim event, and properly installed per the installation instructions. SPD must have sustained surge damage as a result of the claim event. External items that are mounted outside of the house are covered under this warranty only if the surge is found to have originated from the main circuit panel due to SPD failure. It is highly recommended to install additional SPD's in order to best protect your outside appliances or devices. Electronic devices or appliances that are connected to phone lines, data lines, coax connections, cable, antennas, satellite receivers or any other external connections, must have an SPD for each connected device, otherwise coverage for any unprotected equipment will be excluded. This warranty does not cover charges for diagnostic fees or any installation, service charges or shipping of damaged SPD to PSP. Damage claims must be made within 15 days of the occurrence and the damaged SPD returned to PSP within 15 days of the occurrence to return with the original purchase receipts of the items damaged. Returned damaged SPD require a Return Authorization (RA) to be assigned by PSP prior to receiving, as well as a completed PSP Claim Form. The damaged unit must be determined to have failed based on PSP's test procedures. This coverage is secondary to any applicable warranties, service contracts and all other insurance if the claim is found to be valid, PSP will pay up to the deductible amount of the home owners insurance or the cost of the damage, whichever is less. The reimbursement is limited to \$1,000 per item. All of the above conditions must be met in order to have a valid claim. The above coverage applies to the user only and is the exclusive remedy under this warranty, whether based on contract, tort, including negligence, or otherwise. PSP reserves the right to audit damage, site and/or cost of repairs and may require a notarized proof of loss. Claims must be made within 15 days of damage. This warranty does not cover damage associated with sustained over voltages, vandalism, theft, normal wear and tear, obsolescence, abuse, unauthorized modification or alteration, misuse, improper installation or catastrophic events including direct lightning hit. Except as expressly provided by this warranty, PSP disclaims liability for any incidental, indirect, special or consequential damages arising out of the sale or use of any products (including without limitation: lost business profits, loss of data and all freight, mileage, travel time and insurance charges associated with warranty coverage claims). Some states do not allow the exclusion or limitation of incidental or consequential damages, so the above limitation or exclusion may not apply to you. This warranty gives you specific legal rights and you may have other rights which vary from state to state. This warranty is valid in the United States and Canada only.

Warranty Assistance Call: 703-687-4057

DANGER

Completely read the instructions before installing the unit.

Installation and service must be performed by a qualified licensed service professional

Disconnect power at the circuit breaker(s) or disconnect switch(es) before installing or servicing.

This product is intended for indoor or outdoor use.

Installation and/or wiring must be in accordance with national and local electrical code (NEC) and/or Canadian Electrical Code (CEC) requirements.

Improper wiring could cause equipment damage, fire, injury, and/or death.

This unit contains no serviceable parts.

CAUTION

Effective surge suppression requires correct wiring. All surge protection devices must be properly grounded for the warranty to be honored.



RectorSeal, LLC • 2601 Spenwick Drive, Houston, TX 77055, USA • 800-231-3345 • Fax 800-441-0051 • rectorseal.com

A CSW Industrials Company. RectorSeal, the logos and other trademarks are property of RectorSeal, LLC, its affiliates or its licensor's and are protected by copyright, trademark and other intellectual property laws, and may not be used without permission. RectorSeal reserves the right to change specifications without prior notice. ©2020 RectorSeal. All rights reserved. R50366-0820