

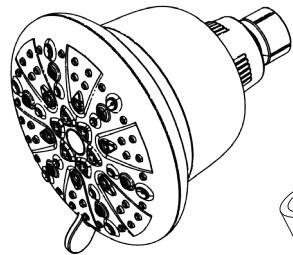
PulsePure

FILTERED SHOWER HEAD

2003-CH | 2003-BN | 2003-MB | 2003-ORB

INSTALLATION MANUAL

PARTS INCLUDED



Shower Head

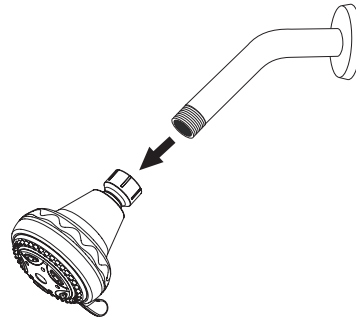


Teflon Tape

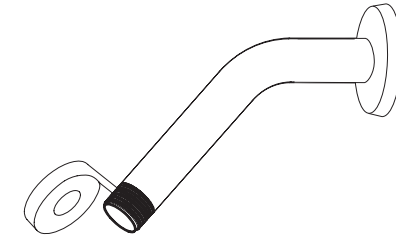


Washers

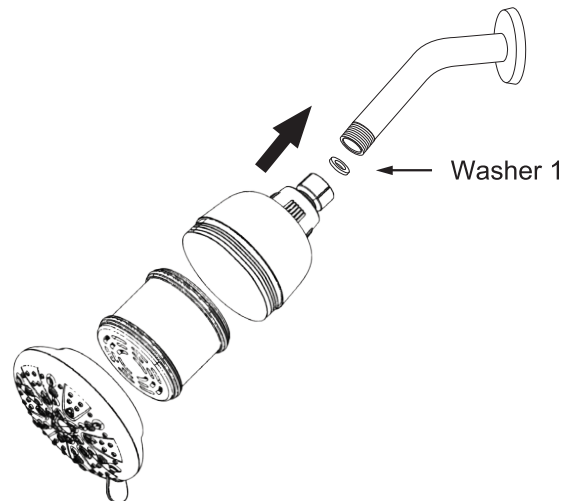
1 Remove old shower head



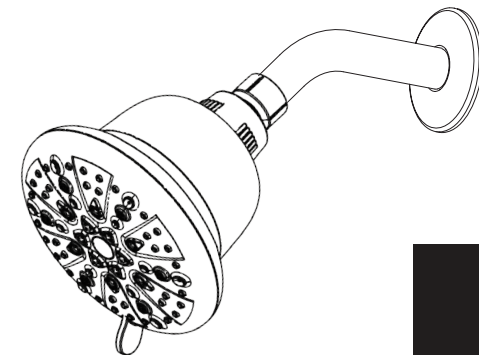
2 Apply the included teflon tape to the shower arm threading



3 Attach shower head to the shower arm and hand-tighten it



4 Enjoy your new shower head



Dimension

