

PF93024

Simplex Sewage Pump Kit



Pump Features

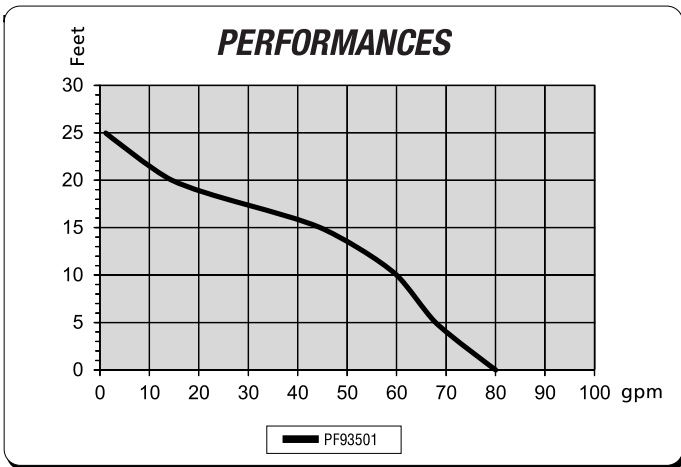
- 1/2 HP submersible sewage pump
- Tethered float switch with piggy-back plug
- Solid stainless steel, non-clogging vortex impeller
- Cast iron construction
- 7.6 Amps, 912 watts
- Maximum head of 25 feet
- Maximum flow rate of 80 GPM
- 2" Solids handling ability
- Permanent split capacitor motor
- 3450 RPM
- Liquid temperature range 32-120°F
- Discharge size 2" FNPT
- 10' power cord

Basin Features

- Tough polyethylene construction
- Gasket sealed liquid and airtight cover with 8 bolts
- 2" Discharge & vent
- Built-In anti float collar prevents basin from floating
- Molded torque stops prevent pump from turning
- Integrated 360° lifting handle
- 4" Inlet
- Polyethylene structural foam cover
- 45 Gallon total capacity
- 22 Gallon working capacity




PF93024



Discharge Height	0'	5'	10'	15'	20'	25'
Gallons Per Minute	80	68	60	44	13	2
Gallons Per Hour	4800	4080	3600	2640	780	120

Warranty and Codes

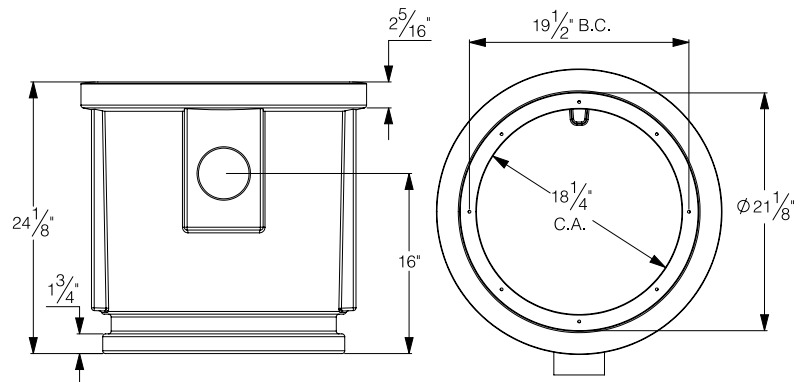
These products come complete with installation, operating, care and maintenance instructions. This PROFLO product carries a 3-year limited warranty. In an effort to continually improve our products, FEI will make design changes from time to time. We reserve the right to ship newly designed product to fill any order unless we agree in writing to do otherwise.



Basin Cover



Built In Torque Stops



*All measurements are nominal. Please verify before actual installation.

