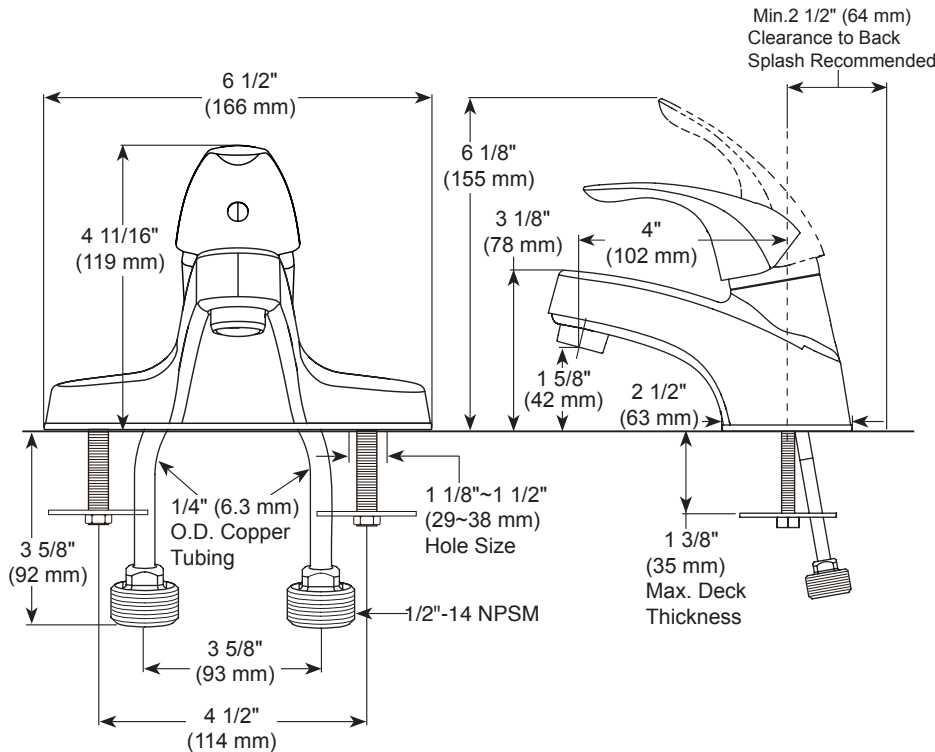
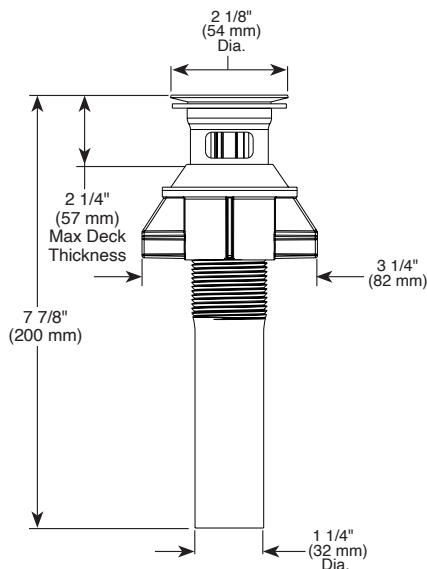


PEERLESS®

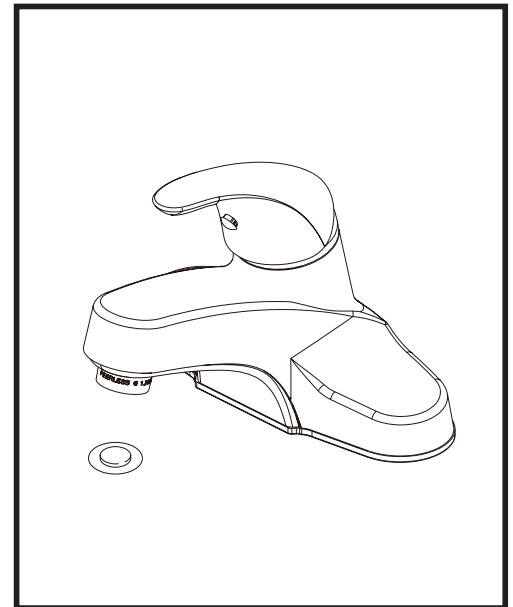
P136LF-▲-M
P136LF-▲-M-0.5



RP103420▲
Metal Push Pop-up



▲ Designate proper finish suffix



BATHROOM FAUCET

- Single Handle Deck Mount
- 3 Hole Sink Applications

STANDARD SPECIFICATIONS:

- Max flow rate 1.0 gpm @ 60 psi, 3.8 L/min @ 414 kPa (P136LF-▲-M)
- Max flow rate 0.5 gpm @ 60 psi, 1.9 L/min @ 414 kPa (P136LF-▲-M-0.5)
- Control mechanism is the rotating ball type with replaceable non-metallic seats
- 1/2"-14 NPSM threaded male inlet adapters
- Red/Blue indicator markings
- Modes have metal push pop-up

WARRANTY

- Parts and Finish – Lifetime limited warranty; or for commercial purchasers, 10 years for multi-family residential (apartments and condominiums) and 5 years for all other commercial uses, in each case from the date that the product is received by the original purchaser or their authorized representative (installation contractor, etc.).
- Please go to www.peerlessfaucet.com for the complete details of our limited warranty.



COMPLIES WITH:

- ASME A112.18.1 / CSA B125.1
- ASME A112.18.2 / CSA B125.2
- EPA WaterSense® - Applies to P136LF-▲-M only
- ICC/ANSI A117.1