

Concord

FI34 Series



Interior Assembly

FEATURES & OPTIONS

Door Prep.

Cross Bore: 2-1/8"

Edge: 1-1/8"

Center to Center: 4"

Latch Backset

Entry: Adjustable UL deadlatch standard

Passage: Adjustable UL plainlatch standard

Deadbolt: Adjustable UL deadbolt standard
(other options available)

Faceplate

1-1/8" x 2-1/4" square corner standard
(other options available)

Bolt

Lever: 1/2" throw

Deadbolt: 1" throw

Door Thickness

Fit 1-3/8" to 1-3/4" standard

Cylinder

6-pin SC "C" keyway solid brass cylinder standard

Also Available in:

5-pin SC keyway

5-pin KW keyway

6 or 7-pin Small Format I/C core, Best A2 keyway ⚡

FD8 Removable cylinder deadbolt

Strike Plate

Lever: 2-3/4" x 1-1/8" square corner T-strike

Deadbolt: 2-3/4" x 1-1/8" square corner strike
(other options available)

Handing

Reversible for left or right hand doors

FINISHES

(other finishes available upon request with lead-time)

☐ US26D – 626 – Satin Chrome ⚡

☐ US15 – 619 – Satin Nickel

(US32D - 630 - Stainless S.) ⚡

☐ US3 – 605 – Polished Brass

WARRANTY

- Lifetime mechanical warranty
- Five years finish warranty



CODE COMPLIANCE

- Meets ANSI A156.12,
Series 4000, Grade 2
- Meets ADA Requirements
- UL 3-Hour Fire Rated

SPECIFICATIONS

Interconnected Lockset: Lock or latchset shall be by PAMEX model # FI34 Series. All locks shall be non-handed and provide with 3 hour UL listed latch bolt for both lever and deadbolt. Simultaneous retraction of lever and deadbolt by turning the inside lever.

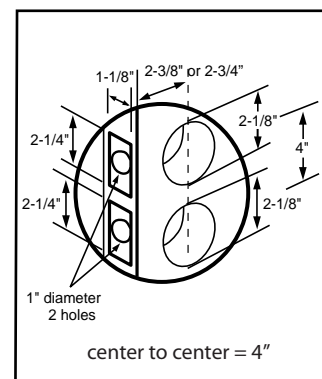
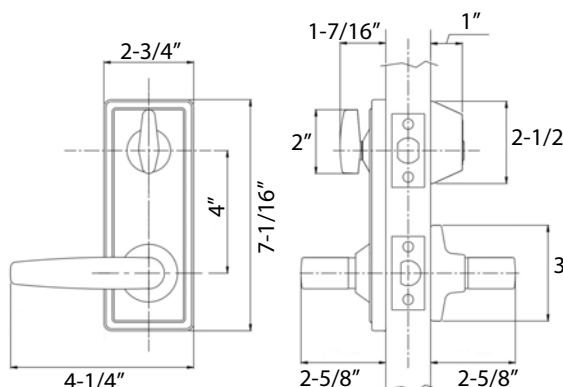
FUNCTIONS

Single Locking – FI334 (F95-4) ⚡ Single deadbolt w/ Passage Lever

Deadbolt is operated by key outside and turn-piece inside. Latchbolt retracted by lever from either side. Inside lever retracts deadbolt and deadlatch simultaneously for panic exit.

Double Locking – FI304 (F97-4) Single Deadbolt w/ Entry Lever

Deadbolt is operated by key outside and turn-piece inside. Lever locked or unlock by key outside and turn-piece inside. Inside lever retreats deadbolt and deadlatch simultaneously for panic exit.




Concord series door preparation

Concord

w/ Removable Cylinder

Deadbolt

F134 Series



FEATURES & OPTIONS

Door Prep.

Cross Bore: 2-1/8"

Edge: 1-1/8"

Center to Center: 4"

Latch Backset

Passage: Adjustable UL plainlatch standard

Deadbolt: Adjustable UL deadbolt standard
(other options available)

Faceplate

1-1/8" x 2-1/4" square corner standard
(other options available)

Bolt

Lever: 1/2" throw

Deadbolt: 1" throw

Door Thickness

Fit 1-3/8" to 1-3/4" standard

Cylinder

Removable Cylinder Deadbolt

5-pin KW keyway standard

Available in:

5 or 6-pin SC keyway

Strike Plate

Lever: 2-3/4" x 1-1/8" square corner T-strike

Deadbolt: 2-3/4" x 1-1/8" square corner strike
(other options available)

Handing

Reversible for left or right hand doors

FINISHES

(other finishes available upon request with lead-time)

☐ US26D – 626 – Satin Chrome

☐ US15 – 619 – Satin Nickel

WARRANTY

- Lifetime mechanical warranty
- Five years finish warranty



CODE COMPLIANCE

- Meets ANSI A156.12, Series 4000, Grade 2
- Meets ADA Requirements
- UL 3-Hour Fire Rated

SPECIFICATIONS

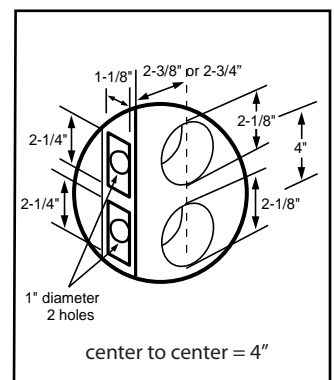
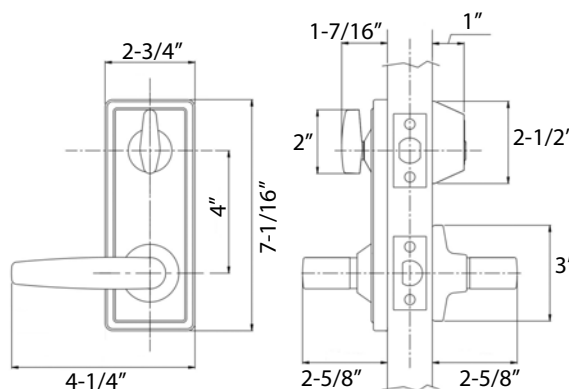
Interconnected Lockset: Lock or latchset shall be by PAMEX model # F134 Series. All locks shall be non-handed and provide with 3 hour UL listed latch bolt for both lever and deadbolt. Simultaneous retraction of lever and deadbolt by turning the inside lever.

FUNCTIONS

Single Locking – F13634-D8 (F95-4)

Removable Cylinder deadbolt w/ Passage Lever

Deadbolt is operated by key outside and turn-piece inside. Latchbolt retracted by lever from either side. Inside lever retracts deadbolt and deadlatch simultaneously for panic exit. Deadbolt cylinder is removable using control key without disassemble the lockset.




Concord series door preparation

Concord

w/ Small Format I/C Core

F134 Series



I/C Core
Cylinder

FEATURES & OPTIONS

Door Prep.

Cross Bore: 2-1/8"

Edge: 1-1/8"

Center to Center: 4"

Latch Backset

Passage: Adjustable UL plainlatch standard

Deadbolt: Adjustable UL deadbolt standard
(other options available)

Faceplate

1-1/8" x 2-1/4" square corner standard

(other options available)

Bolt

Lever: 1/2" throw

Deadbolt: 1" throw

Door Thickness

Fit 1-3/8" to 1-3/4" standard

Cylinder

6 or 7-pin Small Format I/C core, ⚔

Best A2 keyway

Strike Plate

Lever: 2-3/4" x 1-1/8" square corner T-strike

Deadbolt: 2-3/4" x 1-1/8" square corner strike
(other options available)

Handing

Reversible for left or right hand doors

FINISHES

(other finishes available upon request with lead-time)

☐ US26D – 626 – Satin Chrome ⚔

☐ US15 – 619 – Satin Nickel ⚔

WARRANTY

- Lifetime mechanical warranty
- Five years finish warranty



CODE COMPLIANCE

- Meets ANSI A156.12,
Series 4000, Grade 2
- Meets ADA Requirements
- UL 3-Hour Fire Rated

SPECIFICATIONS

Interconnected Lockset: Lock or latchset shall be by PAMEX model # F134 Series.

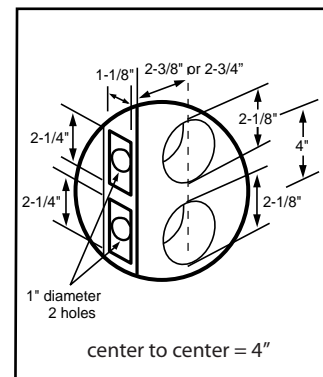
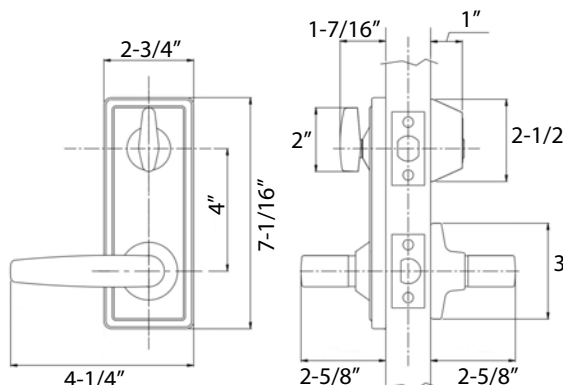
All locks shall be non-handed and provide with 3 hour UL listed latch bolt for both lever and deadbolt. Simultaneous retraction of lever and deadbolt by turning the inside lever.

FUNCTIONS

Single Locking – F1334A (F95-4) ⚔

Single deadbolt w/ Passage Lever

Deadbolt is operated by key outside and turn-piece inside. Latchbolt retracted by lever from either side. Inside lever retracts deadbolt and deadlatch simultaneously for panic exit



Concord series door preparation