

NLCBC2-45 Series 4" Cobalt Click Retrofit Reflectors

Source: 12W LED
 750lm

PRODUCT DESCRIPTION

Cobalt retrofit series is cULus classified for use in existing IC or Non-IC housings manufactured by Nora and others. The 4" retrofit click luminaires provide 750 lumen output at 90+ CRI. The Cobalt series intergrates a Cree® COB family of LED arrays, giving bright spectacular light output and low power consumption.

FEATURES

- 750lm / 12W LED output
- 2700K, 3000K, 3500K or 4000K @ 90+ CRI
- CREE® COB LED or Comfort Dim technology
- Integral dimmable driver
- Includes medium base socket adapter for easy retrofitting in 4" recessed housings
- 5-year limited warranty
- ENERGY STAR certified
- cULus classified for wet locations

SPECIFICATION

Trim: UTM thermal management features an integral driver, large heat sink and the latest Cree COB technology. The patented "Click" system allows the aluminum spun trims to be easily changed in the field with the help of spring mounting clips which properly secure them to the LED module.

Mounting: Two steel, spring mounting blades allow for easy and secure mounting in most 4" housings.

ELECTRICAL

Input Voltage: 120V or 120V-277V, must specify
Lumens / Wattage: 750lm / 12W
Color Temperature: 2700K, 3000K, 3500K or 4000K
CRI: 90+CRI
Operating Temp.: 0°C to 45°C ambient temperature
Comfort Dim: Comfort Dim color tunes the temperature from a bright 3100K, to a romantic and comfortable 1700K on a gradual, even curve.
Dimming: Available in Triac/ELV/0-10V, must specify
[Click Here](#) or check complete dimmer list at www.NoraLighting.com in the "Compatibility" page under "Resources" tab

COMPATIBLE HOUSINGS

Cobalt retrofit reflectors are compatible with most 4" IC and Non-IC housings by Nora and others.

Fire Box

- NFBIC-4LMRAT*** ICAT Dedicated LED
- NFBIC-4LMRAT/4W** ICAT Dedicated LED for LE4
- NFBIC-4INCAT** ICAT Line Voltage

New Construction

- NHIC-4LMRAT*** ICAT Dedicated LED
- NHIC-4LMRAT/277*** ICAT Dedicated LED, 277V
- NHIC-4LMRAT/4W*** ICAT Dedicated LED for LE4
- NHIC-4LMRAT/EM*** ICAT Dedicated LED for EM
- NHIC-4LMRAT/6WEM*** ICAT Dedicated LED for EM+LE4
- NSIC-401QAT** ICAT Line Voltage
- NS-401QAT** AT Line Voltage
- NHIC-4G24AT** ICAT GU24

Remodel

- NHRIC-4LMRAT*** ICAT Dedicated LED
- NSRIC-404QAT** ICAT Line Voltage
- NSR-404QAT** AT Line Voltage
- NHRIC-4G24AT** ICAT GU24

* Nora Dedicated LED housings are cULus listed for use only with Nora LED Retrofits.

Retrofit: Cobalt retrofit series includes medium base screw-socket adapter (NRA-211SM) for retrofitting into existing medium base downlight housings. GU24 socket adapter is available for use with GU24 housings, must specify NRA-212SM.

ACCESSORIES

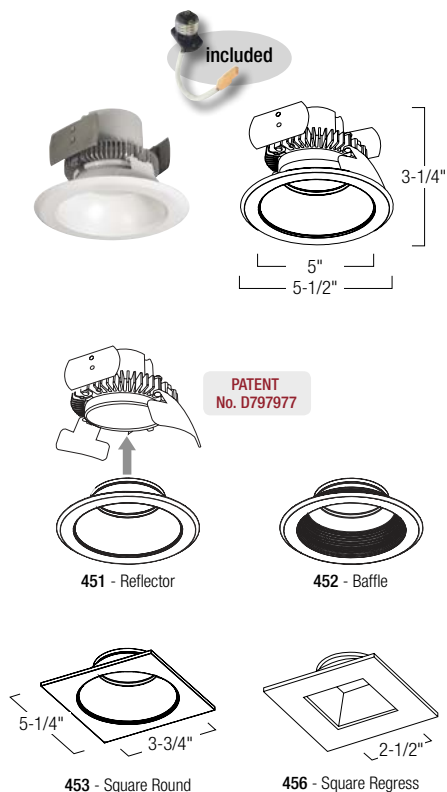
- NLCBC-4EYELID:** Round eyelid used to convert round reflector or baffle to half moon wall wash trim.
- NLCBC-4OR:** Round oversize ring used to cover ceiling cut-outs up to 6".

LABELS AND LISTINGS

- cULus classified for Wet Locations
- ENERGY STAR certified (WW finish only)
- 5-Year Limited Warranty
- Can be used to comply with 2016 Title 24 – part 6 High Efficacy LED light source requirements



PRODUCT IMAGES AND DIMENSIONS



4" Cobalt Click Retrofit Reflectors

Reflector Type	Color Temp.	Finish (see chart below)	Dimming & Emergency
NLCBC2-451 = Round Reflector	27 = 2700K	BB = Black / Black	(blank) = 120V Triac/ELV
NLCBC2-452 = Round Baffle	30 = 3000K	BW = Black / White	EM = Remote Emergency (requires Nora EM housing)
NLCBC2-453 = Square Round	35 = 3500K	BZBZ = Bronze / Bronze	LE2 = 277V Non-Dimming (not available in 3500K)
NLCBC2-456 = Square Regress	40 = 4000K	COCO = Copper / Copper	LE4 = 120V 0-10V/Triac/ELV 277V 0-10V
	CD = Comfort Dim†	DW = Diffused / White	LE4EM = LE4 w/ Remote Emergency (requires Nora EM housing)
	† Comfort Dim technology is available in 120V only	HZW = Haze / White	
		MPW = Matte Powder White	
		NN = Natural Metal / Nat. Metal	
		PW = Pewter / White	
		WW = White / White	

Available Trim Finishes										
	BB	BW	BZBZ	COCO	DW	HZW	MPW	NN	PW	WW
451	•	•	•	•	•	•	•	•	•	•
452	•	•	•				•	•		•
453			•		•	•				•
456	•	•	•			•	•	•	•	•

Optional Accessories

Description
NLCBC-4EYELIDB = 4" Round Eyelid, Black
NLCBC-4EYELIDBZ = 4" Round Eyelid, Bronze
NLCBC-4EYELIDMPW = 4" Round Eyelid, Matte Powder White
NLCBC-4EYELIDW = 4" Round Eyelid, White
NLCBC-4OR-B = 4" Round Oversize Ring, Black
NLCBC-4OR-BZ = 4" Round Oversize Ring, Bronze
NLCBC-4OR-MPW = 4" Round Oversize Ring, Matte Powder White
NLCBC-4OR-W = 4" Round Oversize Ring, White
NRA-211SM = Medium base screw-in socket (included)
NRA-212SM = Socket adapter for use with GU24 housings

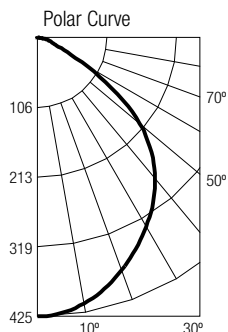
Example: **NLCBC2-45130MPW** = 4" Cobalt Click Retrofit Reflector, 750lm / 12W LED, 3000K, Matte Powder White Finish

PHOTOMETRICS

4" Cobalt Click Retrofit Series

Test Information

Test Number: 795866
 Part Number: NLCBC2-45130WWLE4
 Lumens: 910lm
 Wattage: 12.2W
 Efficacy: 75lpw
 CCT / CRI: 3000K / 90 CRI
 Spacing Criteria (0°-180): 1.18
 Spacing Criteria (90°-270): 1.18



Illuminance at a Distance

Distance from Luminaire	FC at Nadir	Beam Diameter
4'	26.6fc	9'-4"
6'	11.8fc	13'-11"
8'	6.6fc	18'-7"
10'	4.3fc	23'-2"
12'	3fc	27'-10"

Zonal Lumen Summary

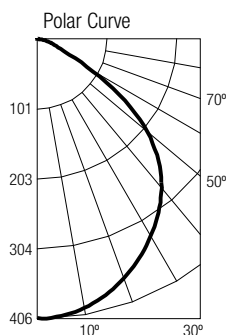
Zone	Lumens	% Luminaire
0-30	317	34.8
0-40	509	55.9
0-60	832	91.4
0-90	907	99.7
90-180	3	0.3
0-180	910	100

Candela Table

Vertical Angles	Candela
0	425
5	422
15	399
25	357
35	308
45	247

Test Information

Test Number: 795866
 Part Number: NLCBC2-45230WWLE4
 Lumens: 908lm
 Wattage: 12.2W
 Efficacy: 75lpw
 CCT / CRI: 3000K / 90 CRI
 Spacing Criteria (0°-180): 1.22
 Spacing Criteria (90°-270): 1.22



Illuminance at a Distance

Distance from Luminaire	FC at Nadir	Beam Diameter
4'	25.3fc	9'-10"
6'	11.3fc	14'-7"
8'	6.3fc	19'-6"
10'	4.1fc	24'-5"
12'	2.8fc	29'-4"

Zonal Lumen Summary

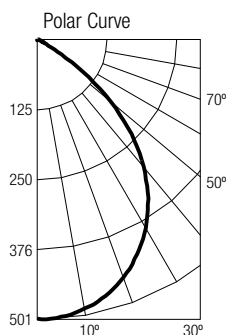
Zone	Lumens	% Luminaire
0-30	308	33.9
0-40	500	55.1
0-60	828	91.2
0-90	905	99.7
90-180	3	0.3
0-180	908	100

Candela Table

Vertical Angles	Candela
0	405
5	403
15	384
25	351
35	307
45	249

Test Information

Test Number: 795866
 Part Number: NLCBC2-45330HZWLE4
 Lumens: 892lm
 Wattage: 12.2W
 Efficacy: 73lpw
 CCT / CRI: 3000K / 90 CRI
 Spacing Criteria (0°-180): 1.18
 Spacing Criteria (90°-270): 1.18



Illuminance at a Distance

Distance from Luminaire	FC at Nadir	Beam Diameter
4'	31.2fc	7'-8"
6'	13.9fc	11'-7"
8'	7.8fc	15'-5"
10'	5fc	19'-4"
12'	3.5fc	23'-1"

Zonal Lumen Summary

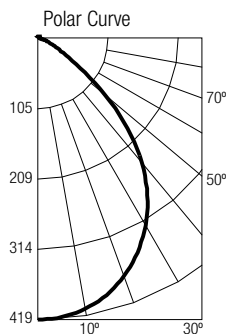
Zone	Lumens	% Luminaire
0-30	375	42.1
0-40	590	66.2
0-60	862	96.6
0-90	889	99.7
90-180	3	0.3
0-180	892	100

Candela Table

Vertical Angles	Candela
0	500
5	496
15	474
25	424
35	345
45	237

Test Information

Test Number: 795866
 Part Number: NLCBC2-45630WWLE4
 Lumens: 755lm
 Wattage: 12.2W
 Efficacy: 62lpw
 CCT / CRI: 3000K / 90 CRI
 Spacing Criteria (0°-180): 1.14
 Spacing Criteria (90°-270): 1.14



Illuminance at a Distance

Distance from Luminaire	FC at Nadir	Beam Diameter
4'	26.1fc	7'
6'	11.6fc	10'-5"
8'	6.5fc	13'-11"
10'	4.2fc	17'-5"
12'	2.9fc	20'-11"

Zonal Lumen Summary

Zone	Lumens	% Luminaire
0-30	312	41.3
0-40	486	64.4
0-60	690	91.4
0-90	734	97.2
90-180	21	2.8
0-180	755	100

Candela Table

Vertical Angles	Candela
0	418
5	416
15	395
25	350
35	274
45	160