

NLIC-401

4" IC Air-Tight Low Voltage Double Wall Housing

Source: 50W max.

12V MR16 (Lamp not included)

Type

Project

Catalog No.

Notes

PRODUCT DESCRIPTION

4" low voltage IC small low profile double wall housing provides crisp, defined MR16 quartz halogen illumination to any insulated ceiling application. Air-Tight construction offers energy savings by reducing the flow of air through the ceiling. The small profile of this series provides easy installation to any joist or steel stud construction. A wide variety of attractive adjustable trims allows fine-tuned aiming of direction light sources.

CONSTRUCTION

Plaster Frame: 0.040 steel frame with integral bar hanger brackets. Brackets can accommodate longer 27" accessory flat bar hangers. Shipping screw installed to provide extra security for transformer during shipment - remove before installation.

Housing: 0.035 white baked enamel one-piece drawn steel. Adjustable for ceiling thickness up to 1-1/4".

Air Flow Restriction: Housing has factory installed gaskets to restrict airflow from room into ceiling plenum to <2CFM (cubic feet per minute) in accordance with ASTM-283 Air-Tight requirements.

Clearance: "IC" Insulated ceiling housings are direct contact rated. **Not to be used in direct contact with spray foam insulation.**

Bar Hangers: Two 13-3/4" to 24-1/2" adjustable bar hangers with captive nails are included on frame. Bar hangers are parallel to junction box, but can be repositioned 90° perpendicular to junction box if desired. "L" Shaped bar hanger foot to align to bottom of construction joist. A T-Bar notch allow for easy installation in a suspended ceiling.

Junction Box: Prewired 25 cubic inch 0.064" thick galvanized steel, with five 1/2", two 3/4" knockouts and four Romex pryouts and snap on covers. All leads are #18AWG wire, the ground wire is connected to the bottom, and quick connectors are supplied on all leads. Through branch circuit wiring, (4-in, 4-out).

ELECTRICAL

Input Voltage: 120V or 277V (must specify)

Output Voltage: 12V

Socket: Bi-Pin GU5.3 socket with heat shield

Wattage: 20W-50W (must specify)

Lamp: 12V MR16 (not included)

Dimming: MLV (with Magnetic Transformer) or ELV (with Electronic Transformer)

COMPATIBLE TRIMS

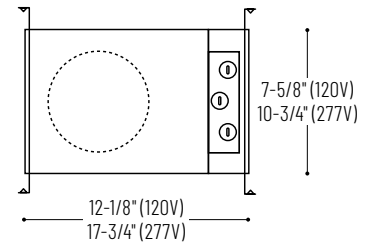
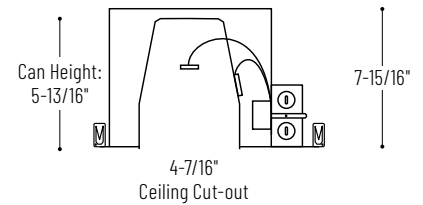

- NL-410 - Adjustable Baffle
- NL-411 - Black Adjustable Stepped Baffle
- NL-412 - Gold Adjustable Reflector
- NL-413 - Black Adjustable Reflector
- NL-414 - Specular Clear Adjustable Reflector
- NL-416 - White Adjustable Reflector
- NL-418 - Adjustable Eyeball, Baffle
- NL-420 - White Pinhole with Black Baffle
- NL-421 - White Pinhole with White Baffle
- NL-422 - Albalite Lens with Reflector
- NL-423 - Fresnel Lens with Reflector
- NL-424 - Drop Opal Lens with Reflector
- NL-425 - Frosted Dome Lens with Reflector
- NL-426 - Flat Frosted Lens with Reflector
- NL-427 - Flat Frosted Lens with Clear Center
- NL-429 - Reflector with Tempered Flat Glass
- NL-432 - Deep Reflector with Metal Ring
- NL-438 - Specular Clear Reflector for Decorative Glass
- NL-440 - Metal Pinhole
- NL-445 - Adjustable Slot Aperture
- NL-448 - Adjustable Wall Wash with Black Baffle
- NL-449 - Adjustable Wall Wash with White Baffle
- NL-450 - Adjustable Wall Wash with White Reflector
- NL-452 - Natural Metal Adjustable Reflector with Ring
- NL-453 - Adjustable Reflector with Ring
- NL-463 - Adjustable Gimbal with Baffle
- NL-465 - Surface Adjustable
- NL-467 - Surface Adjustable with Baffle
- NL-468 - 45° Adjustable Stepped Baffle with Ring
- NL-469 - 45° Adjustable Reflector with Ring
- NL-470 - Fully Adjustable Elbow
- NL-4810 - Square Adjustable Stepped Baffle
- NL-4814 - Square Adjustable Reflector
- NL-4825 - Square Frosted Dome Lens
- NL-4826 - Square Frosted Flat Lens
- NL-4827 - Square Frosted Flat Lens, Clear Center
- NL-4840 - Square Pinhole
- NL-4845 - Square Adjustable Slot Aperture
- NL-4855 - Square Pinhole with Adjustable Reflector
- NL-4857 - Square Adjustable Reflector
- NL-4859 - Square Reflector w/Clear Lens
- NL-4865 - Square Surface Adjustable
- NL-4870 - Square Fully Adjustable Elbow
- NL-490 - Adjustable Drop Gimbal
- NL-491 - Adjustable Spot

LABELS AND LISTINGS

- cULus Listed for Damp Location (wet location when used with compatible reflectors)
- Meets or exceeds ASTM-283 Air-Tight requirements
- RoHS compliant



PRODUCT IMAGES & DIMENSIONS



4" IC Air-Tight Low Voltage Double Wall Housing

Catalog No.

- NLIC-401QAT/20 = 4" IC Air-Tight Low Voltage Housing, 120V/12V Magnetic Transformer, Rated for 20W max.
- NLIC-401QAT/37 = 4" IC Air-Tight Low Voltage Housing, 120V/12V Magnetic Transformer, Rated for 37W max.
- NLIC-401QAT = 4" IC Air-Tight Low Voltage Housing, 120V/12V Magnetic Transformer, Rated for 50W max.
- NLIC-401AT/1EL = 4" IC Air-Tight Low Voltage Housing, 120V/12V Electronic Transformer, Rated for 3-50W (for FCC class B compliance, use EMI filter)
- NLIC-401AT/2EL = 4" IC Air-Tight Low Voltage Housing, 277V/12V Electronic Transformer, Rated for 3-50W

Optional Accessories

Description

- NRA-28 = 27" Flat Bar Hangers
- NRA-36 = Replacement socket with heat shield
- NET-EMIFILTER = EMI Filter for NLIC-401AT/1EL

Example: NLIC-401QAT = 4" IC Air-Tight Low Voltage Housing, 120V/12V Magnetic Transformer, Rated for 50W max.