



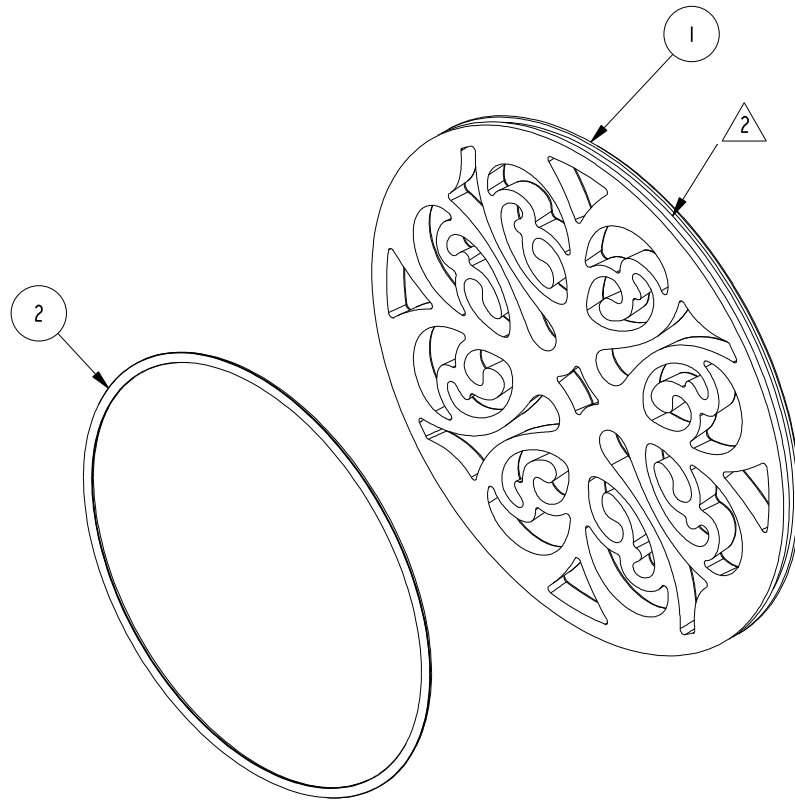
NOTES:

1. TO INSPECT ASSEMBLY, FOLLOW FIRST ARTICLE AND IN PROCESS INSPECTION SHEET.

(N2)  2 APPLY DOW CORNING III SILICONE COMPOUND.

BILL OF MATERIAL (CURRENT LEVEL)

ITEM	PT/ASSY	DESCRIPTION	TYPE	QTY.
1	50999	4" ROUND DRAIN COVER	PART	1
2	91149	O-RING, #2-042, EPDM, 65-75 DURO	PART	1
3	92853	DRAIN GRID REMOVAL TOOL	PART	1



ZONE	REV	DESCRIPTION	DATE	APPROVED
-	B	EN-4300g	09/21/21	R.S.
-	A	EN-3055a	05/19/16	J.M.
-	-	EN-2873a	10/07/15	J.M.

COPYRIGHT 2005 BRASSTECH, INC. THESE DRAWINGS AND THE DESIGNS DEPICTED HEREIN ARE THE PROPRIETARY PROPERTY OF BRASSTECH. ANY USE OR REPRODUCTION IS SUBJECT TO THE EXPRESS APPROVAL OF BRASSTECH. UNAUTHORIZED USE IS STRICTLY PROHIBITED. ALL RIGHTS RESERVED.

TESTING	-	-	-
ASSEMBLY	-	-	-
PLATING	-	-	-
POLISHING	-	NEXT ASSY	USED ON
MACHINING	-	APPLICATION	
TOOLING FIXTURE #	REMOVE ALL BURRS AND SHARP EDGES		

UNITS ARE: INCHES [MM]		
TOLERANCES ARE:		
FRACTIONS	DECIMALS	ANGLES
±1/16"	.X ±.1 [2.5]	±1°
	.XX ±.06 [1.5]	
(X.XXX) DENOTES CRITICAL DIMS. ALL THREADS ARE CRITICAL		
DRAWN	R.S.	10/07/15
CHECKED	J.M.	10/07/15
APPROVED	J.M.	10/07/15

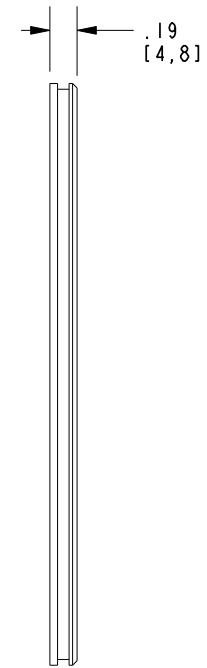

BRASSTECH 2001 CARNEGIE AVE. SANTA ANA, CA 92705 (949) 417-5207
INCORPORATED

DECORATIVE DRAIN ASM, ROUND 4"

DWG NO. **243-405** REV **B**

SCALE **.750** REF. - SHEET **1** OF **2**

Ø 4.04
[102.6]



BRASSTECH		2001 E. CARNEGIE AVE. SANTA ANA, CA 92705 (949) 417-5207	
DWG NO.	243-405	REV	B
SCALE	.750	REF.	-
		SHEET	2 OF 2