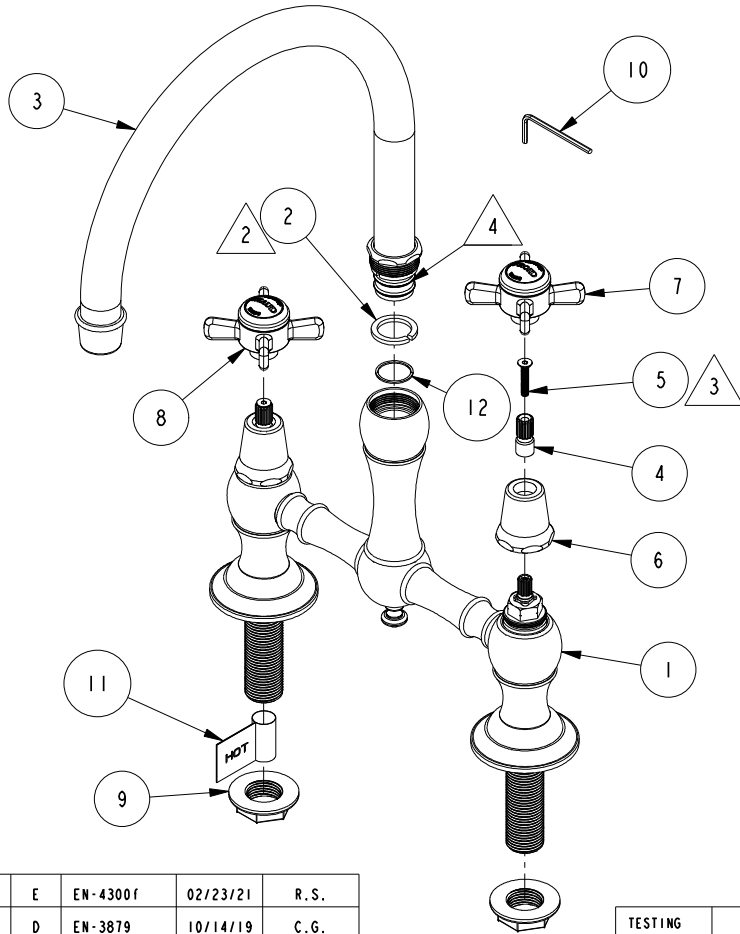


NOTES:

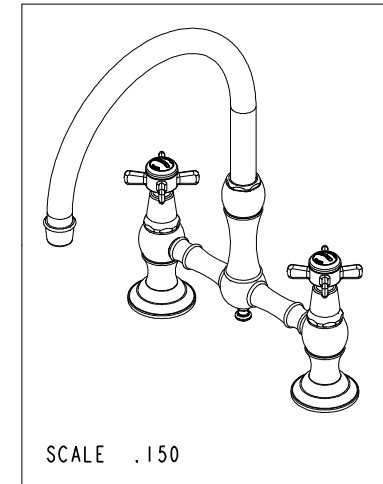
1. TO INSPECT ASSEMBLY, FOLLOW FIRST ARTICLE AND IN PROCESS INSPECTION SHEET.

- 2 TRIM 3/8" OF SPLIT RING AND PLACE BETWEEN SPOUT AND BODY.
- 3 APPLY LOCTITE 242 IF SCREW DOES NOT HAVE NYLON PATCH.
- 4 APPLY THIN COAT OF SILICON GREASE ON O-RINGS.
- 5 APPLY LOCTITE 242.



BILL OF MATERIAL (CURRENT LEVEL)

ITEM	PT/ASSY	DESCRIPTION	TYPE	QTY.
1	3-521	KITCHEN BRIDGE BODY ASM	ASSEMBLY	1
2	91111	SPLIT RING 3/4 X 1 NYLON	PART	1
3	3-525	SPOUT ASSEMBLY	ASSEMBLY	1
4	12062	ADAPTER - 20-T X 16-T	PART	2
5	92539	SCRW, M4X22 FLAT HD SOCKET HD CAP	PART	2
6	12259	HANDLE BONNET - TUB FILLER	PART	2
7	2-115	THIN BLADE X - HANDLE COLD	ASSEMBLY	1
8	2-114	THIN BLADE X - HANDLE HOT	ASSEMBLY	1
9	91061	FLANGE NUT 1/2-14 NPSM	PART	2
10	10159	HEX KEY, 3/32 ALLOY STEEL	PART	1
11	98044	LABEL - HOT	PART	1
12	91013	WSHR, .715 ID X .810 OD X .033 THK, DELRANT	PART	1



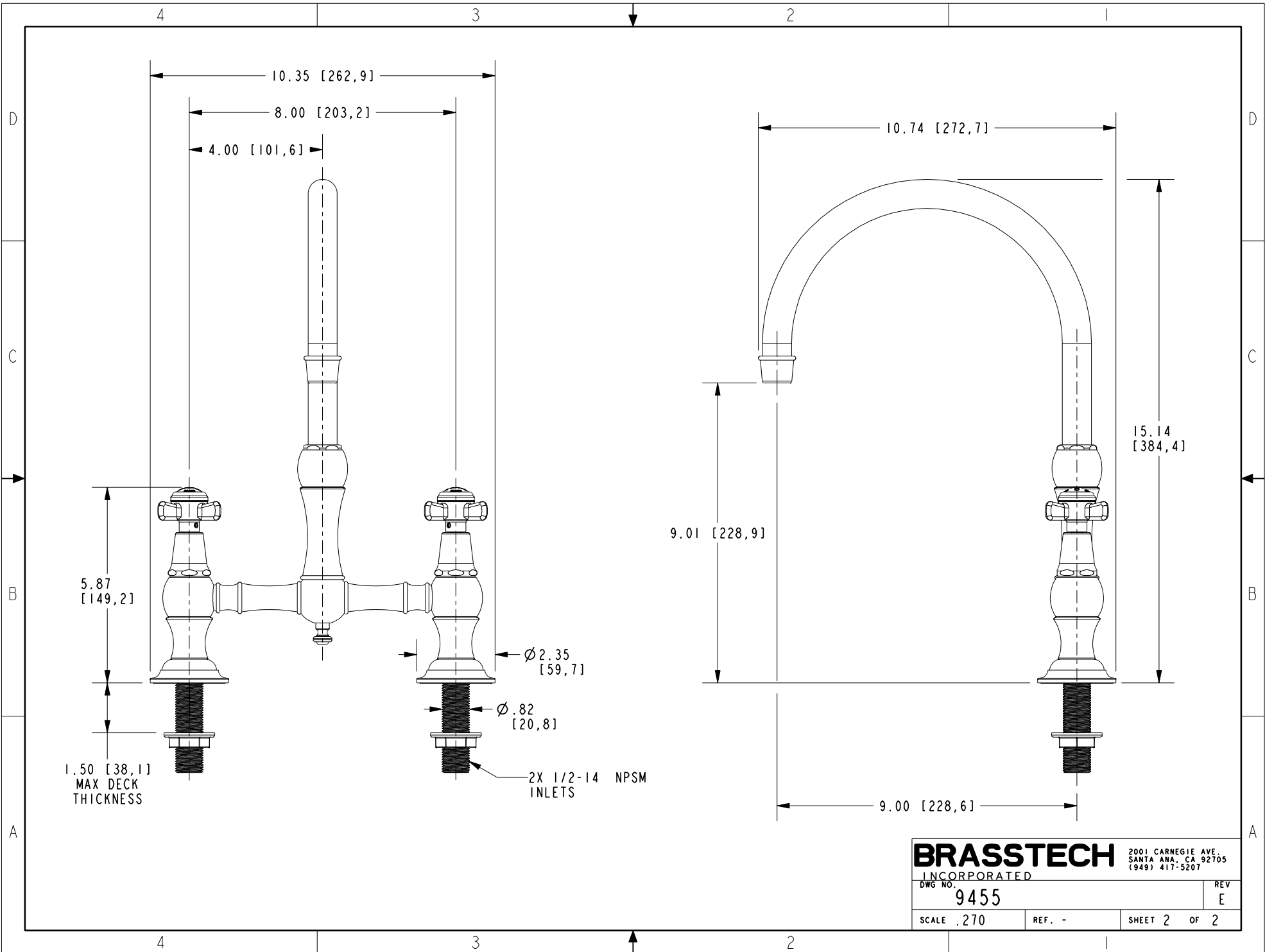
-	E	EN-4300f	02/23/21	R.S.
-	D	EN-3879	10/14/19	C.G.
-	C	EN-3785	01/10/18	C.G.
-	B	EN-3688	08/27/18	C.G.
-	A	EN-3039c	05/24/16	AN
-	-	EN-2744	12/11/14	AN
ZONE	REV	DESCRIPTION	DATE	APPROVED

COPYRIGHT 2005 BRASSTECH, INC. THESE DRAWINGS AND THE DESIGNS DEPICTED HEREIN ARE THE PROPRIETARY PROPERTY OF BRASSTECH. ANY USE OR REPRODUCTION IS SUBJECT TO THE EXPRESS APPROVAL OF BRASSTECH. UNAUTHORIZED USE IS STRICTLY PROHIBITED. ALL RIGHTS RESERVED.

TESTING	-	-	-
ASSEMBLY	-	-	-
PLATING	-	-	-
POLISHING	-	NEXT ASSY	USED ON
MACHINING	-	APPLICATION	
TOOLING FIXTURE #	REMOVE ALL BURRS AND SHARP EDGES		

UNITS ARE: INCHES [MM]	
TOLERANCES ARE:	
FRACTIONS	DECIMALS
±1/16"	.X ±.1 [2.5]
	.XX ±.06 [1.5]
(X.XXX) DENOTES CRITICAL DIMS.	
ALL THREADS ARE CRITICAL	
DRAWN	AN 05/24/16
CHECKED	AN 05/24/16
APPROVED	AN 05/24/16

BRASSTECH		2001 CARNEGIE AVE. SANTA ANA, CA 92705 (949) 417-5207	
INCORPORATED			
KITCHEN BRIDGE FAUCET			
DWG NO.	9455		REV E
SCALE	.240	REF. -	SHEET 1 OF 2



BRASSTECH		2001 CARNEGIE AVE. SANTA ANA, CA 92705 (949) 417-5207	
INCORPORATED			
DWG NO.	9455	REV	E
SCALE	.270	REF.	-
		SHEET	2 OF 2