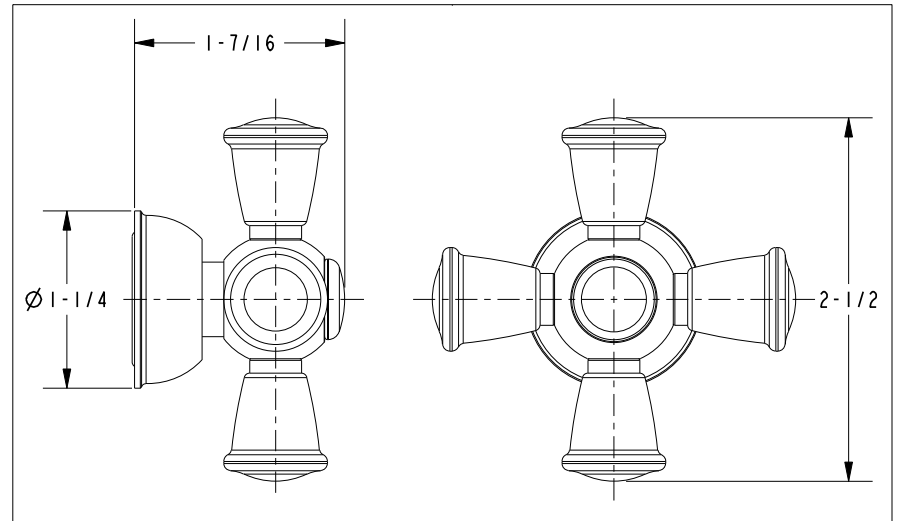
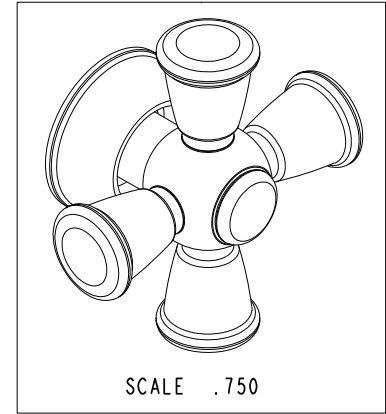
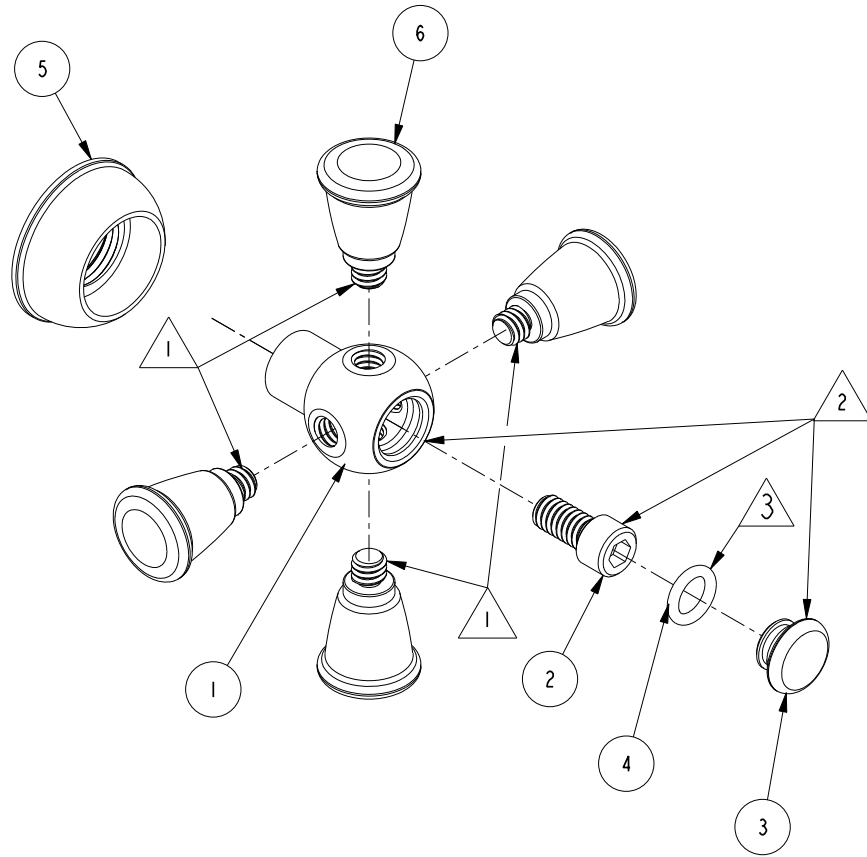


- 1 APPLY PERMANENT THREAD LOCKER (LOCTITE 680)
- 2 INSERT CAP, O-RING AND SCREW INTO HUB
- 3 APPLY A THIN FLIM OF DOW CORNING 111 SILICONE COMPOUND

BILL OF MATERIAL (CURRENT LEVEL)				
ITEM	PT/ASSY	DESCRIPTION	TYPE	QTY.
1	11645	HUB, CROSS HANDLE THERMO	PART	1
2	92141	SCREW, CAP HD 1/4-20 X 1/2	PART	1
3	11588	HANDLE CAP	PART	1
4	91158	O-RING, 2 X 7MM ID, EPDM, 65-75 DURO	PART	1
5	6-039	ESCUTHEON/O-RING ASSY	ASSEMBLY	1
6	11593	SPOKE HANDLE	PART	4



COPYRIGHT 2005 BRASSTECH, INC. THESE DRAWINGS AND THE DESIGNS DEPICTED HEREIN ARE THE PROPRIETARY PROPERTY OF BRASSTECH. ANY USE OR REPRODUCTION IS SUBJECT TO THE EXPRESS APPROVAL OF BRASSTECH. UNAUTHORIZED USE IS STRICTLY PROHIBITED. ALL RIGHTS RESERVED.

**BRASSTECH**  
INCORPORATED  
2001 E. CARNEGIE AVE.  
SANTA ANA, CA 92705  
(949) 417-5207

TANK LEVER ASSEMBLY-CROSS HANDLE

ASSY. NO. **2-644**

SCALE .750

REF. -

SHEET 1 OF 1

A	EN-2539	06/07/13
-	EN-1266-5	04/23/10
REV	REV DESC	DATE