

NAPOLÉON[®]
FIREPLACES



ALLURE™ 72 shown with color setting on orange.

AVAILABLE NOW

ALLURE™ SERIES

LINEAR ELECTRIC FIREPLACE

AVAILABLE IN 6 SIZES



For more information or to place an order call 1-800-461-5581 or visit napoleonfireplaces.com


Allure™ Series Electric Fireplace

Napoleon's Allure™ Series is portable; so they can transform any room you choose and even be taken with you when you move. They are great for apartments, condos, or houses and there is no maintenance required. That means no gas fitters, or specialists needed for moving or installation. Just hang it and plug it in. These fireplaces can hang anywhere, like the piece of art that they are, high up and out of reach of children, or lower to set the scene like a masonry fireplace.

These electric fireplaces are available in 32", 42", 50", 60", 72" and 100" and are highly efficient, heating rooms up to 400 square feet, allowing you to save money on your heating bill by heating only the space you are in with the romantic flickering glow of a fireplace. Want the ambiance of a fire, but it's the middle of summer? No problem! The Allure™ Series heater can be turned on and off with the included remote or touch panel controls, providing mood without the heat.


Product Features

- 5,000 BTU's and 1,500 Watts
- Simply plugs into a 120V wall outlet or can be hard wired
- Features front vents within the sleek design
- Can be fully recessed into the wall for a flush appearance or easily hang on the wall with a built-in bracket
- Ultra slim design, 5" depth makes it one of the slimmest wall mounts in the industry
- Paintable cord cover included (covers cord and can be painted to blend in with existing décor)
- Crystal clear cube ember bed accents the flame
- Feature the option of both blue or orange flame, or a combination of both
- Convenient remote control (controls flame intensity, flame color option, blower, heat output and timer)
- High intensity LED lights provide day or night intensity and require no servicing
- Easy access manual on/off switch
- Easy installation with a built-in mounting bracket... simply hang, plug and play
- On screen controls dim after 10 seconds disappearing completely off screen



Flames set on combined orange and blue

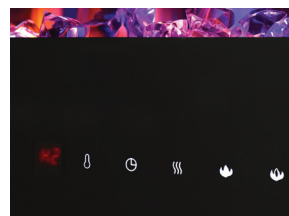
Features/Options/Accessories



Front Vents



Paintable Cord Cover



Front touch screen control panel



Remote Control

Product Code	BTU's (Input)	Watts	Voltage	Amps	Height		Front Width		Depth		Viewing Area	
					Actual	Framing	Actual	Framing	Actual	Framing	Height	Width
NEFL32FH	5,000	1,500	120V AC	15	21.5"	21"	32"	28"	5"	N/A	12"	22.6"
NEFL42FH	5,000	1,500	120V AC	15	21.5"	21"	42"	38"	5"	N/A	12"	32.6"
NEFL50FH	5,000	1,500	120V AC	15	21.5"	21"	50"	46"	5"	N/A	12"	40.6"
NEFL60FH	5,000	1,500	120V AC	15	21.5"	21"	60"	56"	5"	N/A	12"	50.6"
NEFL72FH	5,000	1,500	120V AC	15	21.5"	21"	72"	68"	5"	N/A	12"	62.6"
NEFL100FH	5,000	1,500	120V AC	15	21.5"	21"	100"	96"	5"	N/A	12"	90.6"

Certified under Canadian and American National Standards

Figures may vary with individual conditions such as floor plan layout, insulation value/heat loss of the house and geographical location.

Consult your owner's manual for complete installation instructions, accurate framing dimensions and proper clearances to combustible material. Check all local and national building codes and gas regulations. All specifications are subject to change without prior notice due to on-going product improvements. Products may not be exactly as shown. Napoleon® is a registered trademark of Wolf Steel Ltd. © Wolf Steel Ltd.

Authorized Dealer



24 Napoleon Road, Barrie, Ontario, Canada L4M 0G8
 103 Miller Drive, Crittenden, Kentucky, USA 41030
 7200 Trans Canada Highway, Montreal, Quebec, Canada H4T 1A3
 Tel: 705-721-1212 Fax: 705-722-6031
napoleonfireplaces.com



Printed in Canada
 09/2015