
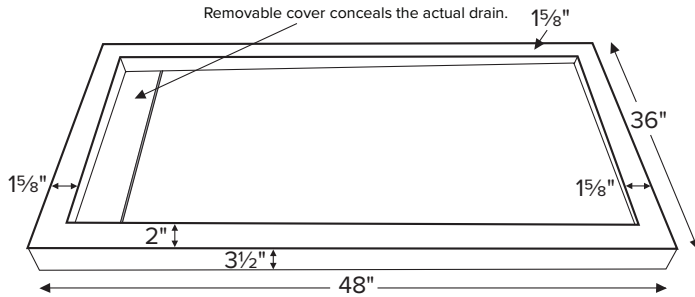


Designer Collection Shower Bases

4836MTHD

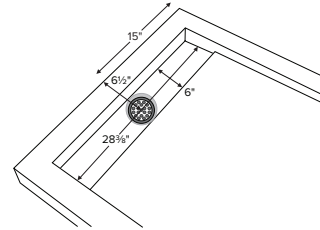


Color matched SculptureStone® hidden drain cover comes standard on white base.



When ordering, please specify left- or right-hand drain and tile flange locations.

48" x 36" x 3.5" (exterior bottom of base)	
MULTIPLE, LOW-PROFILE THRESHOLD smooth floor	
End Drain	
Acrylic CXL™	DoloMatte™
85 lbs / 39 kg	97 lbs / 44 kg



Hidden drain cover is removable for access.

Model #	Material	Color / Finish	Package Content	MSRP
SB4836MTHD	Acrylic CXL™	White (CWH) / Gloss	Matching SculptureStone Hidden Drain Cover, PVC drain kit in chrome finish	\$2,235
		Biscuit (CBS) / Gloss	Natural stainless steel Hidden Drain Cover, PVC drain kit in brushed nickel finish	
SBDM4836MTHD	Dolomatte™	White (CWH) / Matte	Matching SculptureStone Hidden Drain Cover, PVC drain kit in chrome finish	\$2,635

Must specify color code on order. DoloMatte available in white only.

Options <i>Must be ordered at time of purchase</i>
Quick Ship (QSPRI) \$400 Reduces lead time. Please call for availability.
Radiance® (RAD100) \$1,470 Shower floor heating system. Radiance heating grids are fully integrated within the acrylic shell structure of the shower floor. Requires a 110-volt, 15 amp GFCI and remote installation of control box & keypad.
Pre-Leveled Foam Base (PLFSB) \$170
Hidden Drain Cover Options Substitute included Hidden Drain Cover with any of the following available options: Natural Stainless Steel Hidden Drain Cover (DCH36S) Must specify part code on order; comes in lieu of standard cover.
PVC Drain Kit Finishes Chrome included with shower base Brushed Nickel upcharge (SBDKBN) \$65 Special Finishes upcharge* (SBDKSF) \$380 *Must send finish sample and allow 3-4 weeks additional lead time.

Accessories
Drain Kit Options Solid Brass Drain Kit with Stainless Steel Trim (SBDKSB) \$195
Teak Shower Seat Premium Natural Stainless (TK-SSEAT2416BNS) \$2,755 High-Polished Stainless (TK-SSEAT2416BHP) \$3,150 Standard Natural Stainless (TK-SSEAT2215NS) \$1,020 High-Polished Stainless (TK-SSEAT2215HP) \$1,430
Teak Bath Mat (TKMAT3018) \$740 Measures 30" x 17.5" x 1" Custom sizes also available. Contact MTI for details.
Teak Hidden Drain Cover (TKHD36) \$220

IMPORTANT ORDERING & INSTALLATION INFORMATION

- Factory-installed tile flange on 1, 2 or 3 sides to simplify installation. Must specify tile flange location(s) and left- or right-hand drain on order.
- 3.5" drain opening pre-drilled.
- Dimensions provided represent the length and width of the bottom of the base without tile flange. See Installation Instructions.
- Add proper wet-bedding compound to fully support bottom of shower base. Optional factory installed Pre-Leveled Foam Base negates the need to wet bed when installing on a flat, level subfloor. See installation instructions.
- All bases are in accordance with CSA B45.5/IAPMO Z124 standard and compliant with ASTM C 1028-07 coefficient of friction. Dolomatte bases meet ANSI A137.1/A326.3 coefficient of friction and AS HB198:2014 pendulum slip resistance testing.



Factory-installed tile flange is 3/16" thick. Account for this thickness when planning final opening size.

- Options and accessories may be packaged inside the tub crate. Always check packaging before discarding.
- All product measurements are ±1/2".
- Specifications and configurations are subject to change without notice.
- Measurements herein supersede all others published prior to publication date below.

See the Installation & Operation Manual for more details.
MTI's Customer Service: Monday-Friday 8am-6pm EST
800-783-8827 or service@mtibaths.com

CSA # MTSB-4836MTHD
HURL # MTSB-DM4836MTHD

©2022 by MTI Baths, Inc. Modification Rights Reserved



Rev. 05 25 2022